

# Zorca Vega RETURN I

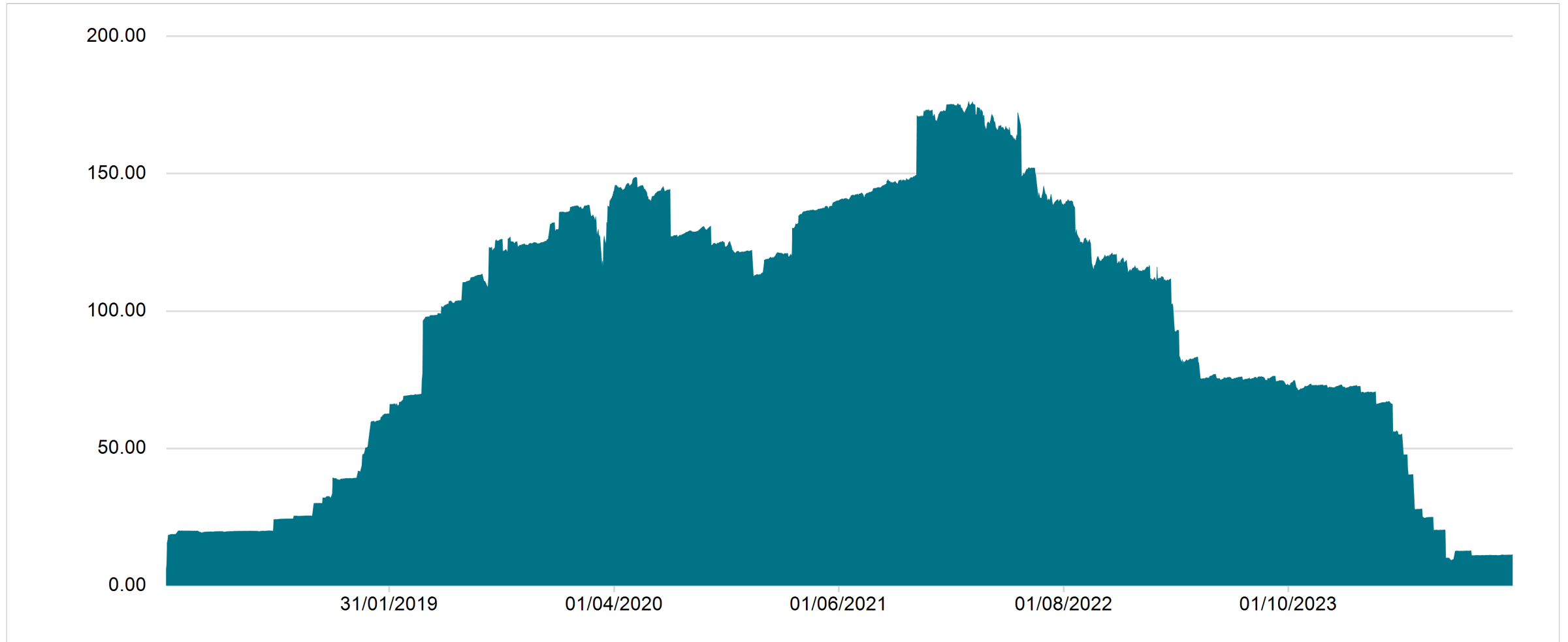
Reporting as of 29/11/2024

December 2024

**Zorca**  
ASSET MANAGEMENT AG

# Fund Volume since Inception<sup>1</sup>

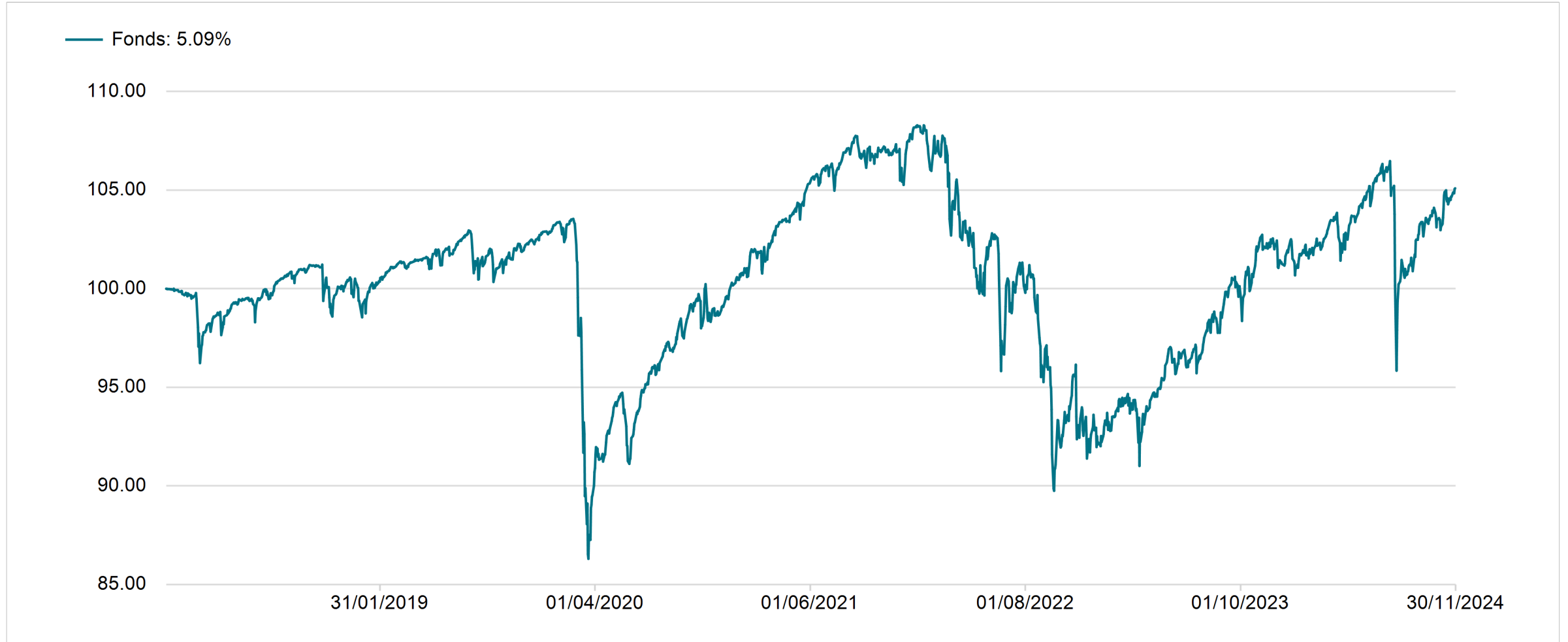
7orca Vega RETURN: EUR 11.28m (04/12/2017 - 29/11/2024)



Source: Universal-Investment-Gesellschaft mbH. 7orca Asset Management AG.

# Performance since Inception<sup>1</sup>

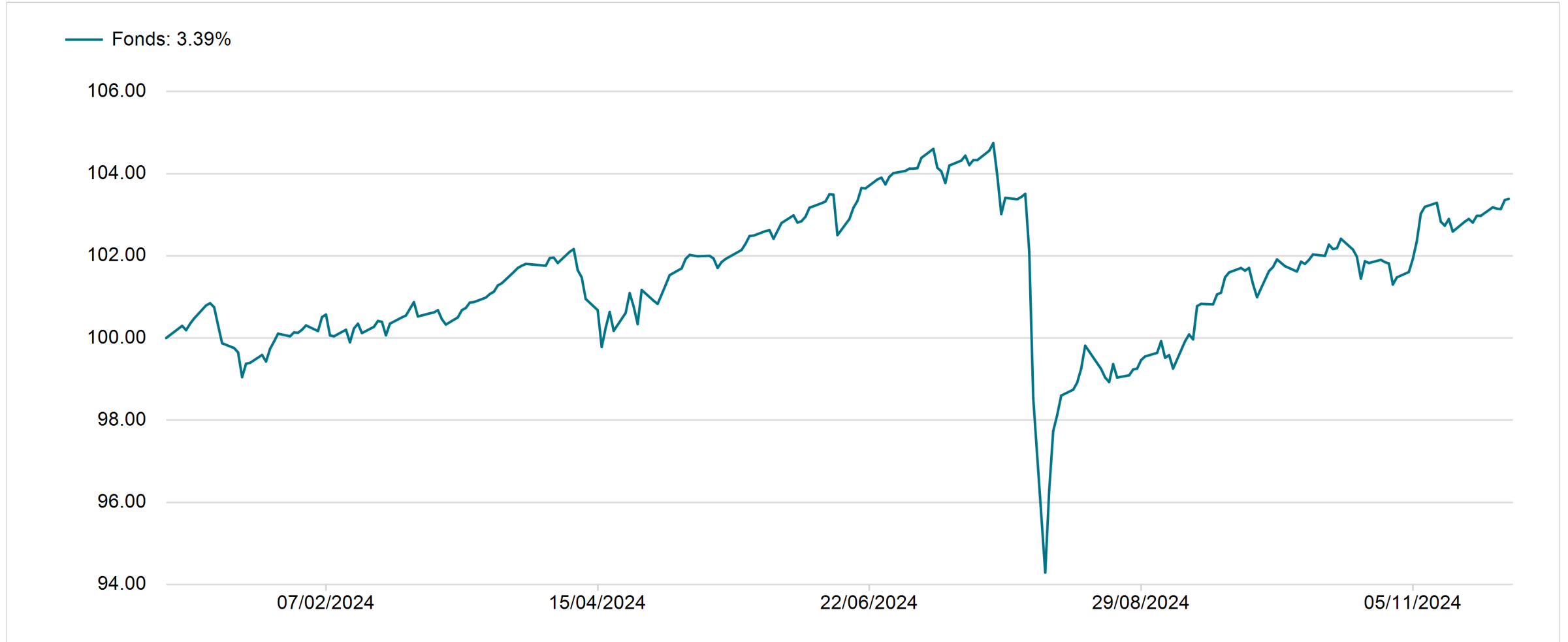
7orca Vega RETURN I (04/12/2017 - 29/11/2024)



Source: Universal-Investment-Gesellschaft mbH. 7orca Asset Management AG.

# Performance YTD

7orca Vega RETURN I (29/12/2023 - 29/11/2024)



Source: Universal-Investment-Gesellschaft mbH. 7orca Asset Management AG.

# Performance Contribution<sup>1</sup>

7orca Vega RETURN I Contribution to Return (02/01/2024 - 29/11/2024)



Source: Universal-Investment-Gesellschaft mbH, 7orca Asset Management AG.

\*Total Expense Ratio pro rata temporis

# Risk Figures since Inception

7orca Vega RETURN I monthly and annual return figures (04/12/2017 - 29/11/2024)

Year	Jan	Feb	Mar	Apr	May	Jun	Jul	Aug	Sep	Oct	Nov	Dec	Total
2017	-	-	-	-	-	-	-	-	-	-	-	-0.15%	-0.15%
2018	-0.22%	-1.40%	+0.36%	+0.84%	-0.55%	+0.91%	+0.94%	+0.24%	+0.20%	-1.69%	+0.98%	-1.20%	-0.64%
2019	+1.16%	+0.73%	+0.14%	+0.31%	-0.36%	+0.77%	+0.79%	-1.09%	-0.16%	+0.69%	+0.26%	+0.31%	+3.58%
2020	-0.38%	-4.63%	-7.09%	+2.37%	+1.10%	+0.56%	+1.34%	+1.29%	+1.61%	-0.35%	+0.76%	+1.33%	-2.52%
2021	+0.46%	+0.15%	+2.48%	+0.64%	+1.36%	+0.65%	+0.25%	+1.33%	-0.90%	+0.19%	-1.41%	+2.72%	+8.10%
2022	-1.19%	-0.22%	-3.16%	-2.96%	+2.33%	-2.75%	+0.30%	-3.06%	-6.18%	+3.71%	-1.96%	-0.42%	-14.83%
2023	+1.88%	+0.17%	-0.33%	+1.77%	+0.76%	+0.76%	+1.54%	+1.19%	+0.54%	+1.31%	+1.04%	-0.83%	+10.21%
2024	+0.13%	+0.75%	+0.92%	-0.96%	+1.95%	+1.18%	-0.48%	-3.82%	+2.09%	-0.32%	+2.06%	-	+3.39%

## Risk Figures since Inception

Return p.a.	0.71%
Volatility (12M)	7.72%
Max. Drawdown	-17.11%
Max. Drawdown Period (d)	1065
Sharpe Ratio	0.10
MAR Ratio	0.04
VaR 99% / 1d	1.12%

## Performance Figures

MTD	2.06%
YTD	3.39%
1 Year	2.53%
3 Years	-0.31%
5 Years	2.58%
Since Inception	5.09%

## Figures Regulatory Reporting

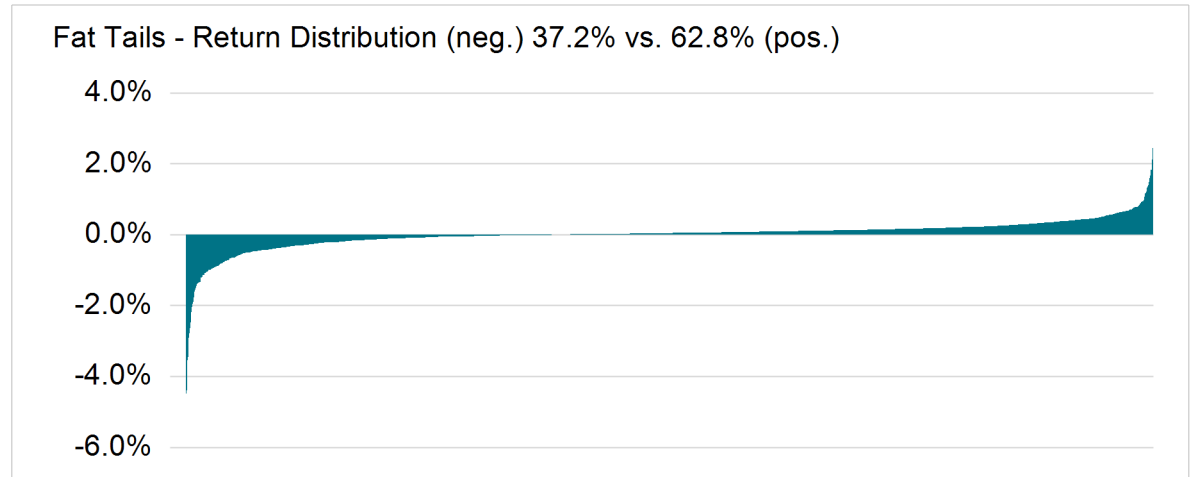
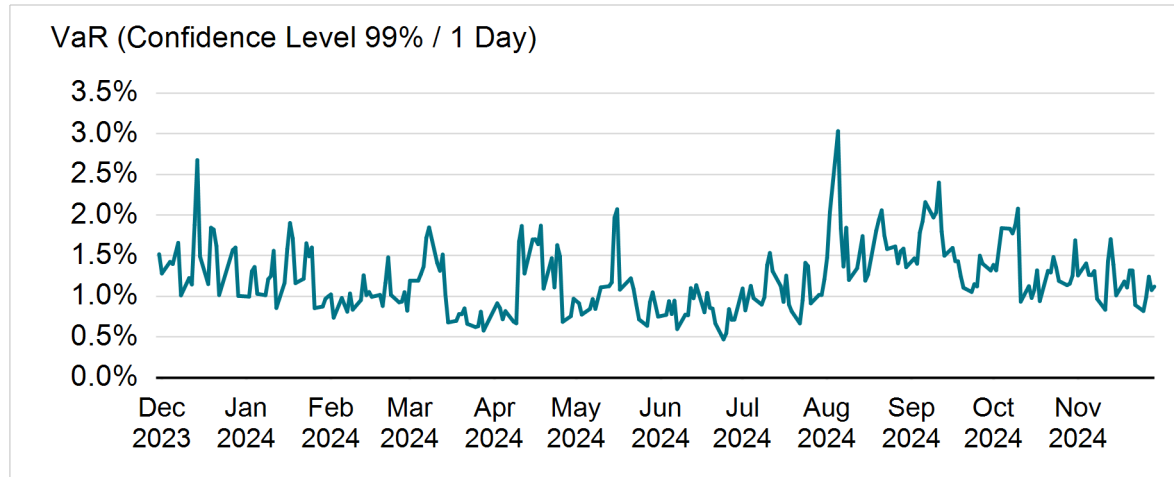
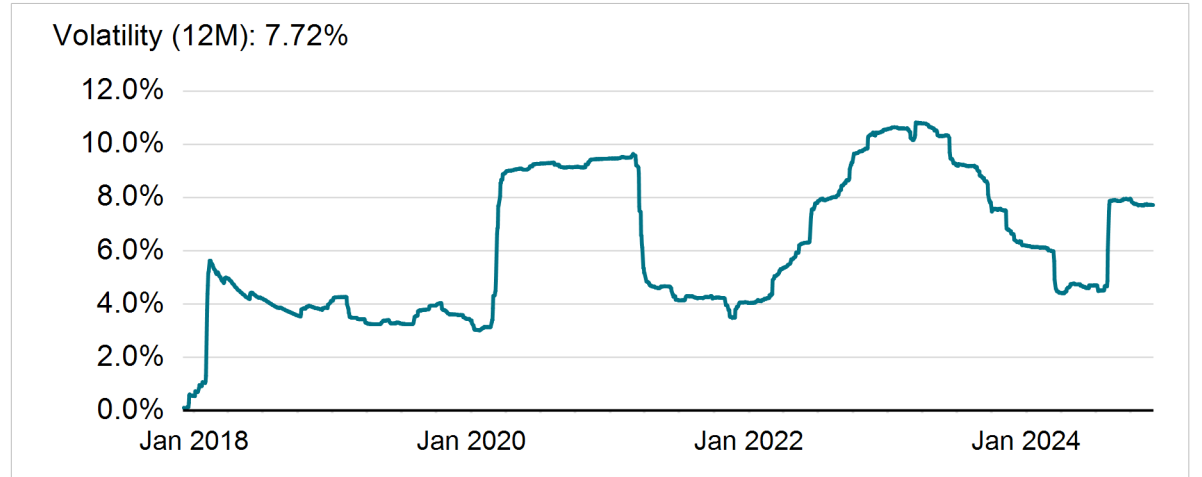
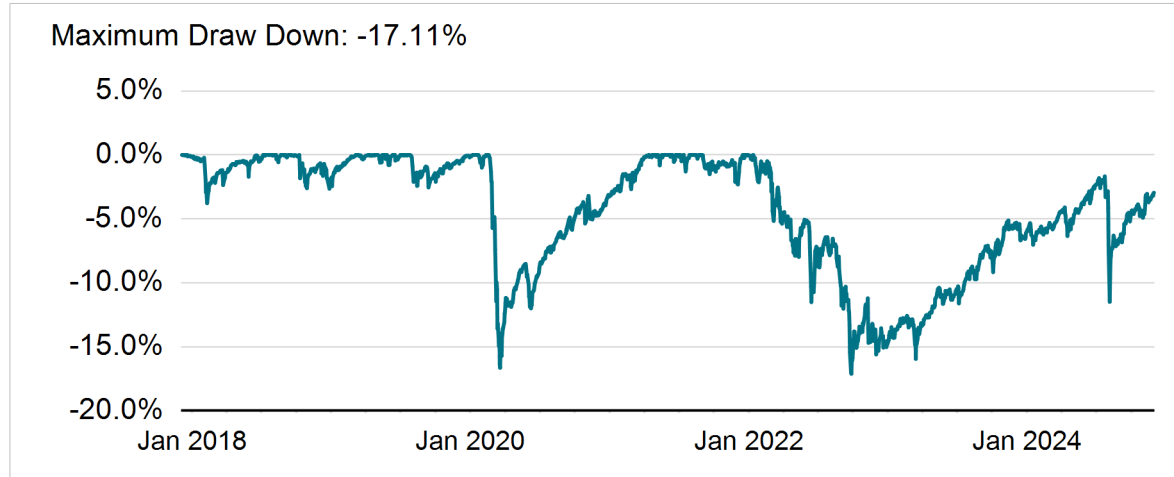
Risk weighted KSA	17.84%
Equity Item	20.34%
Stocks Financials	20.34%
Bonds Financials	0,00%
Outliers Backtest (VaR99%)	5

## Fund Dividends

Last Dividend (EUR)	3.00 EUR
Dividend Yield	3.17%
Total Expense Ratio p.a.	0.77

# Risk Figures since Inception<sup>1</sup>

7orca Vega RETURN I (04/12/2017 - 29/11/2024)

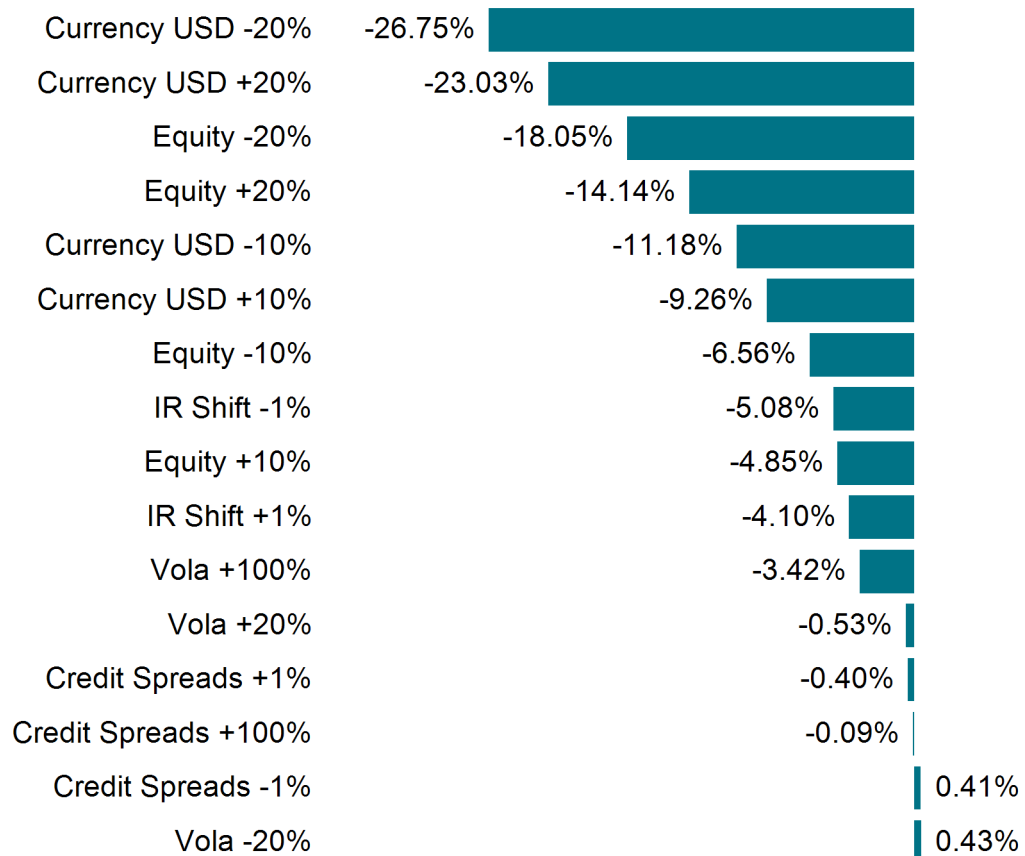


Source: Universal-Investment-Gesellschaft mbH. 7orca Asset Management AG.

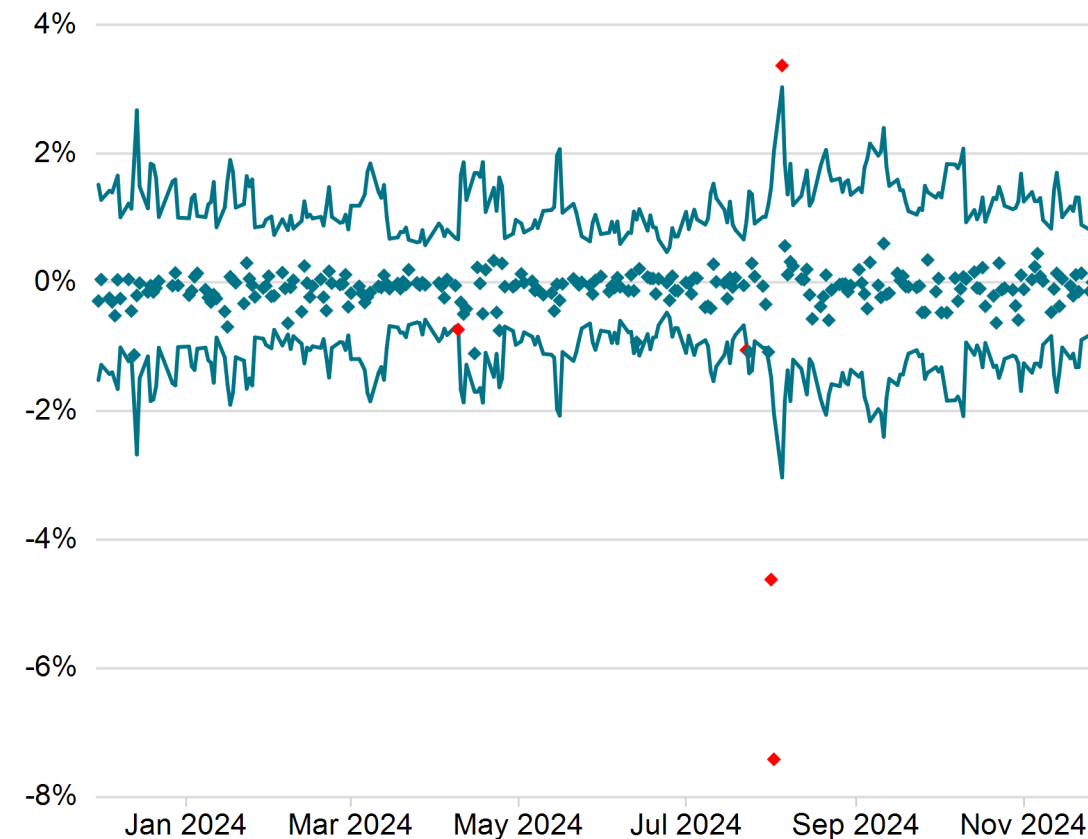
# Risk Figures<sup>1</sup>

7orca Vega RETURN I (29/11/2024)

## Stress Test



## VaR Backtest (MaRisk 12M) and Outliers (red)

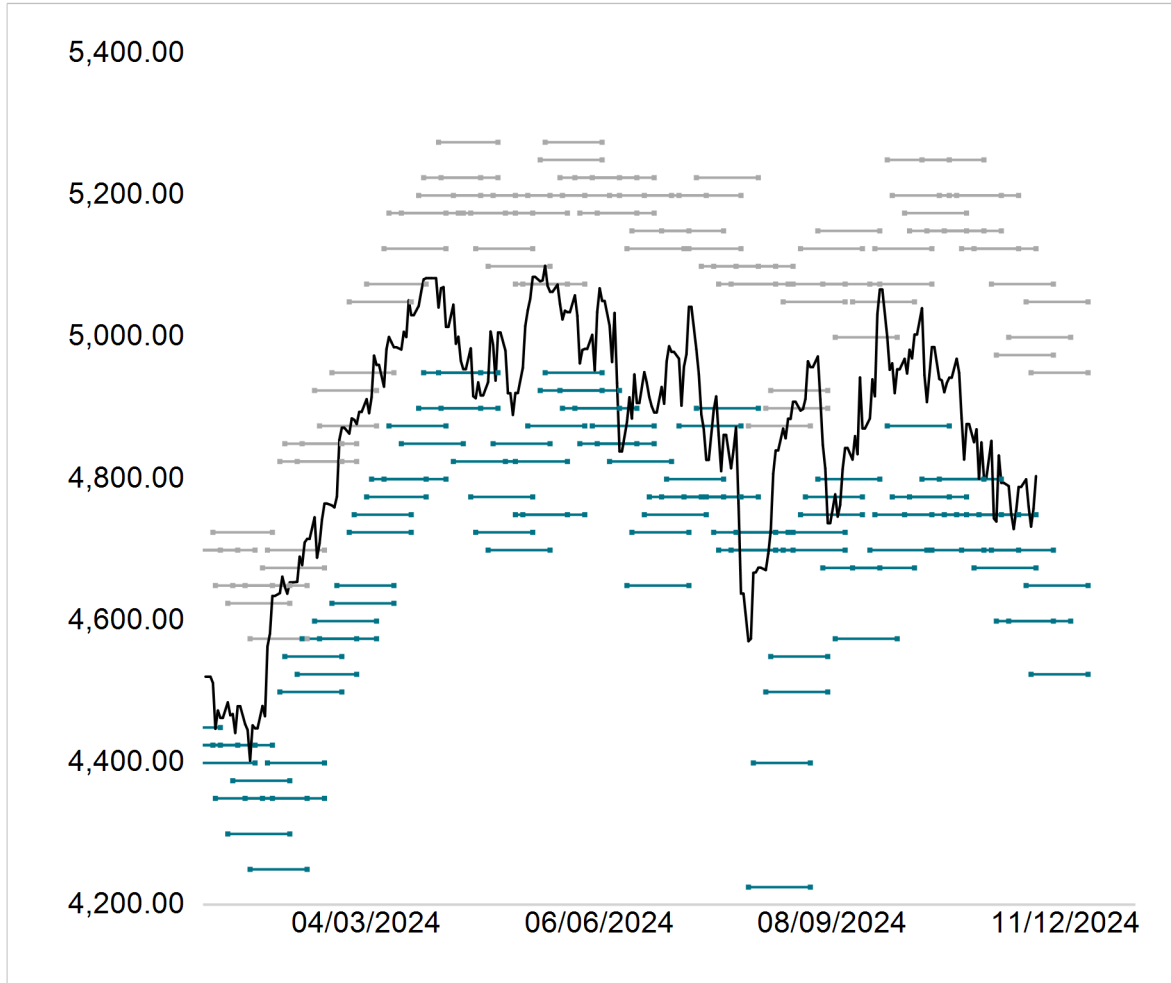


Source: Universal-Investment-Gesellschaft mbH. 7orca Asset Management AG.

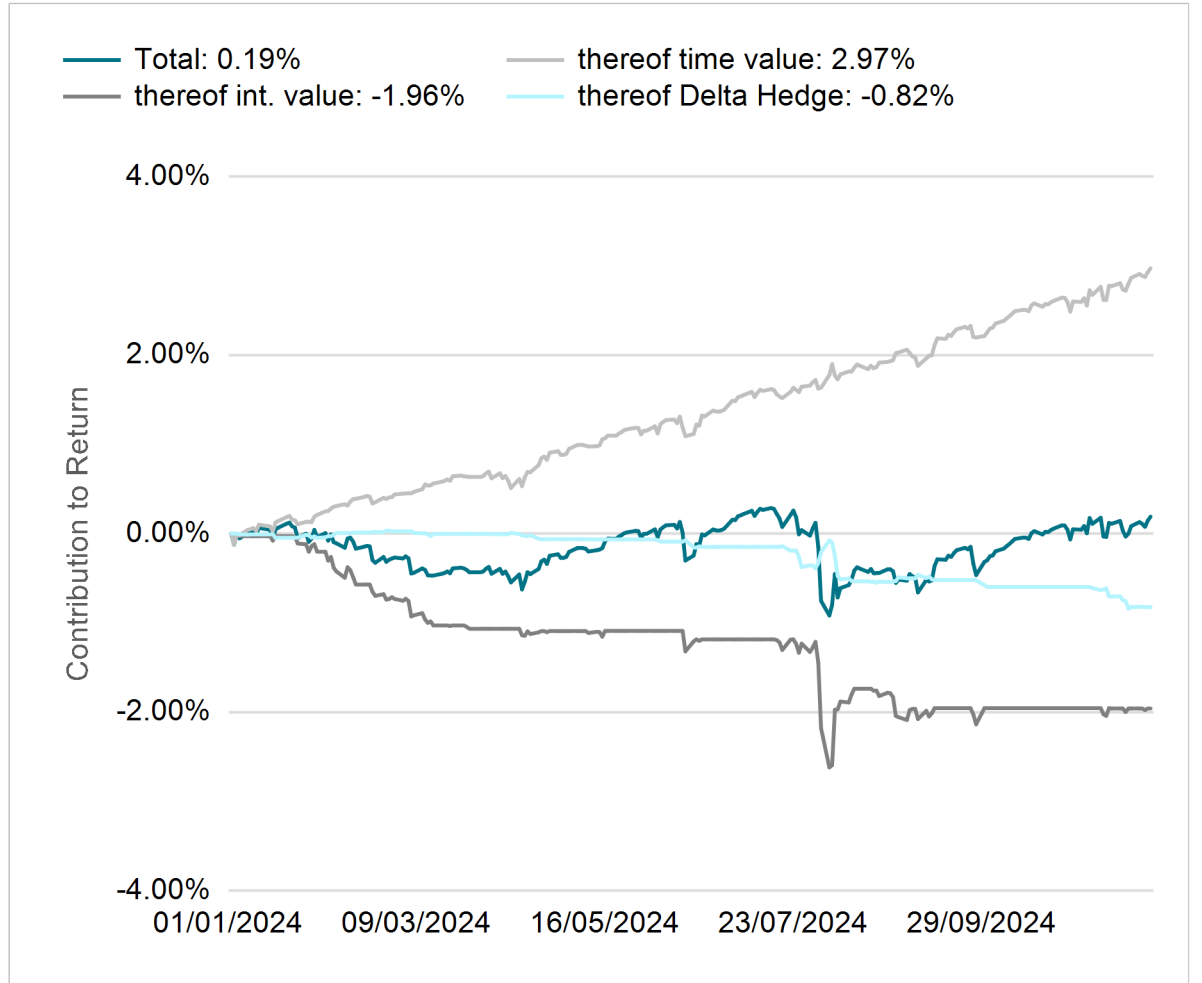


# Underlying Euro Stoxx 50 Index<sup>1</sup>

7orca Vega RETURN I: Option Positions (29/12/2023 - 29/11/2024)



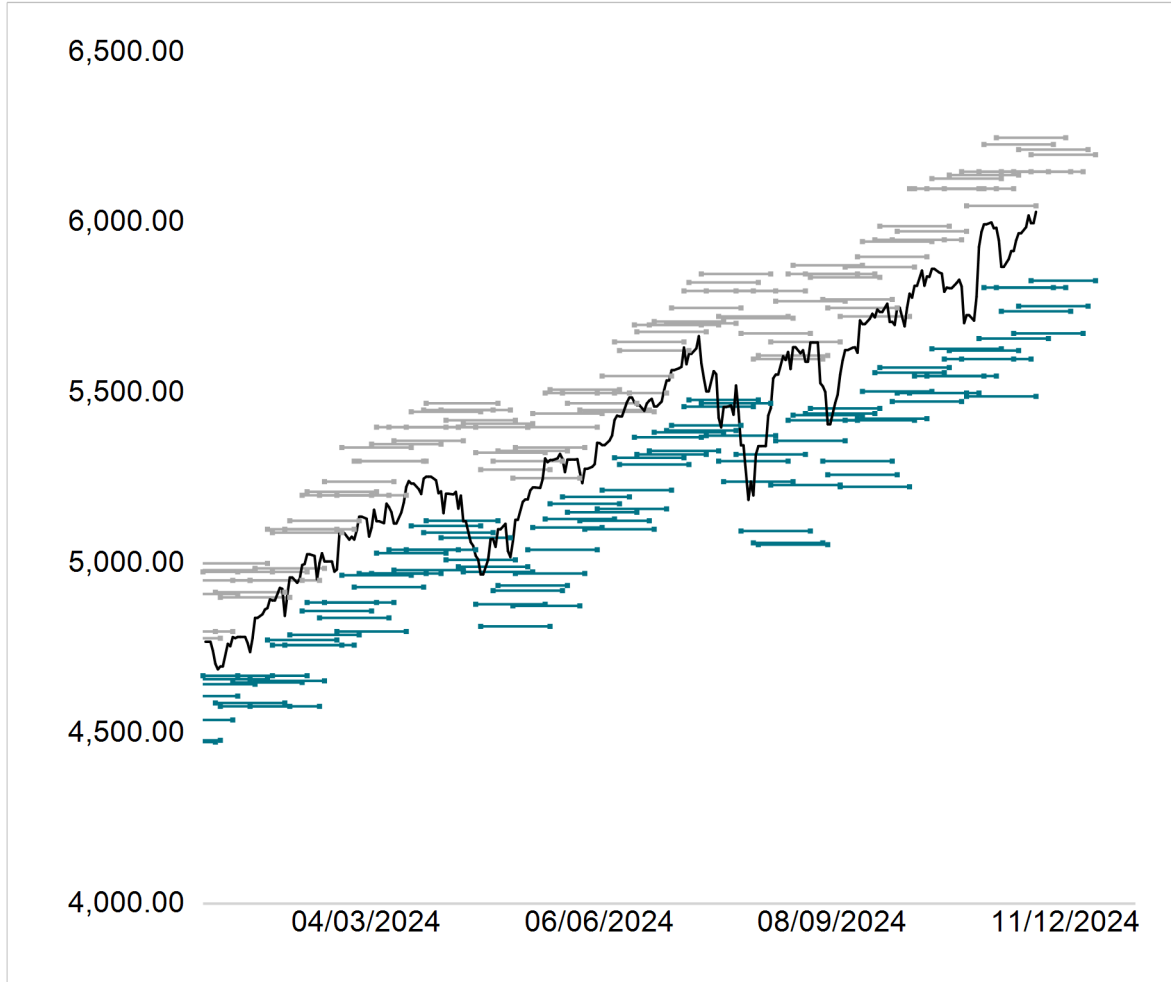
7orca Vega RETURN I: Contribution to Return (29/12/2023 - 29/11/2024)



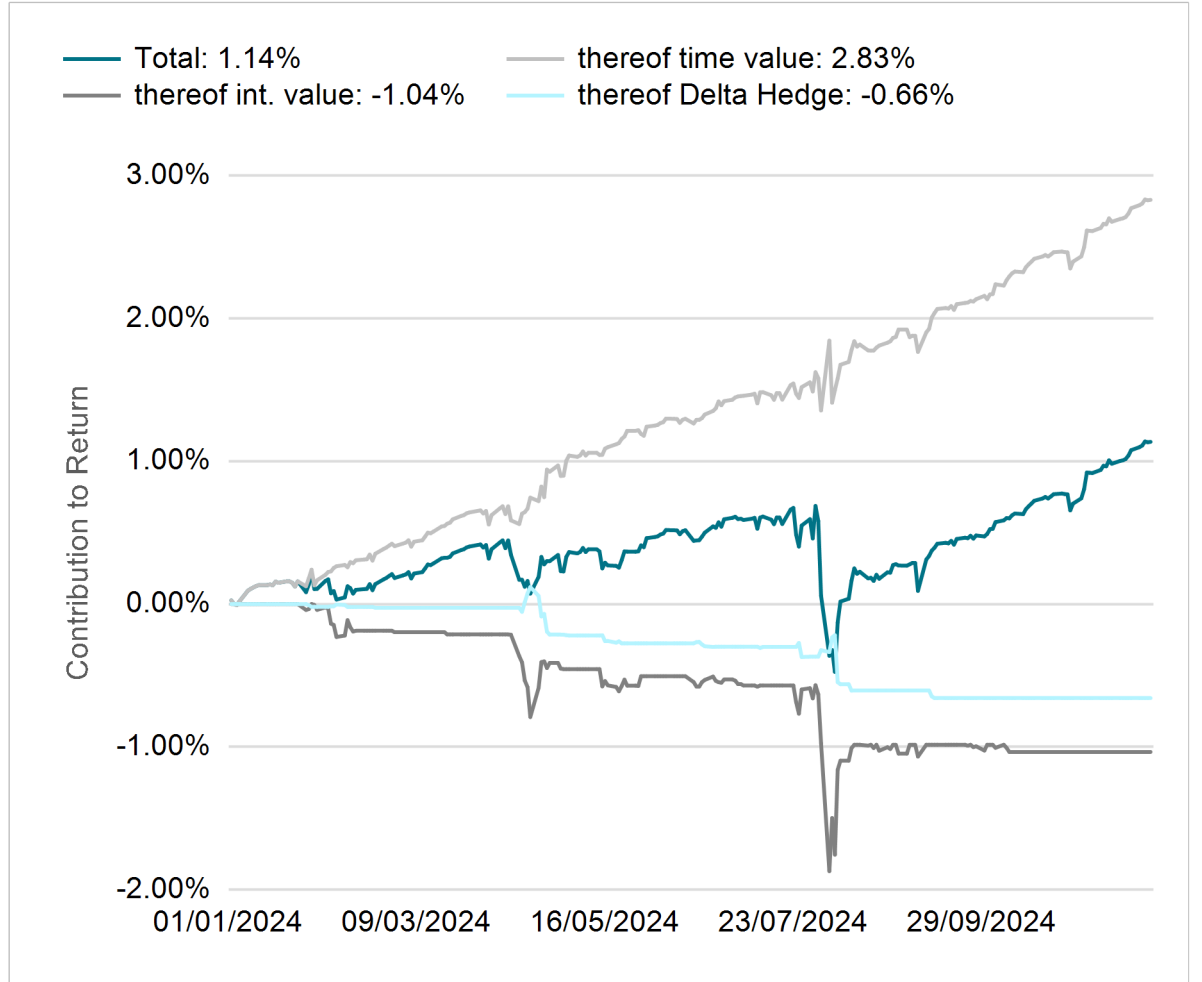
Source: Universal-Investment-Gesellschaft mbH. 7orca Asset Management AG.

# Underlying S&P 500 Index<sup>1</sup>

7orca Vega RETURN I: Option Positions (29/12/2023 - 29/11/2024)



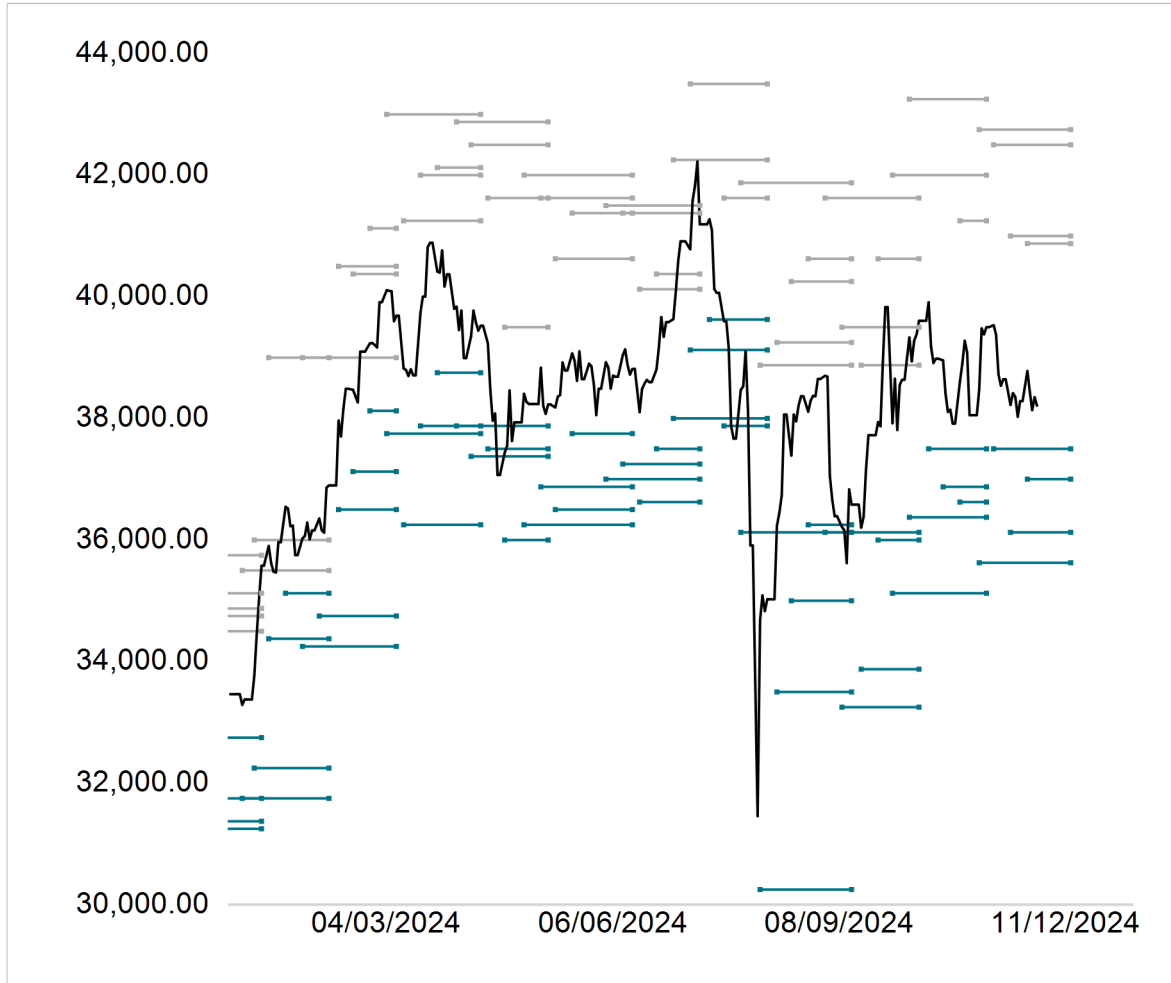
7orca Vega RETURN I: Contribution to Return (29/12/2023 - 29/11/2024)



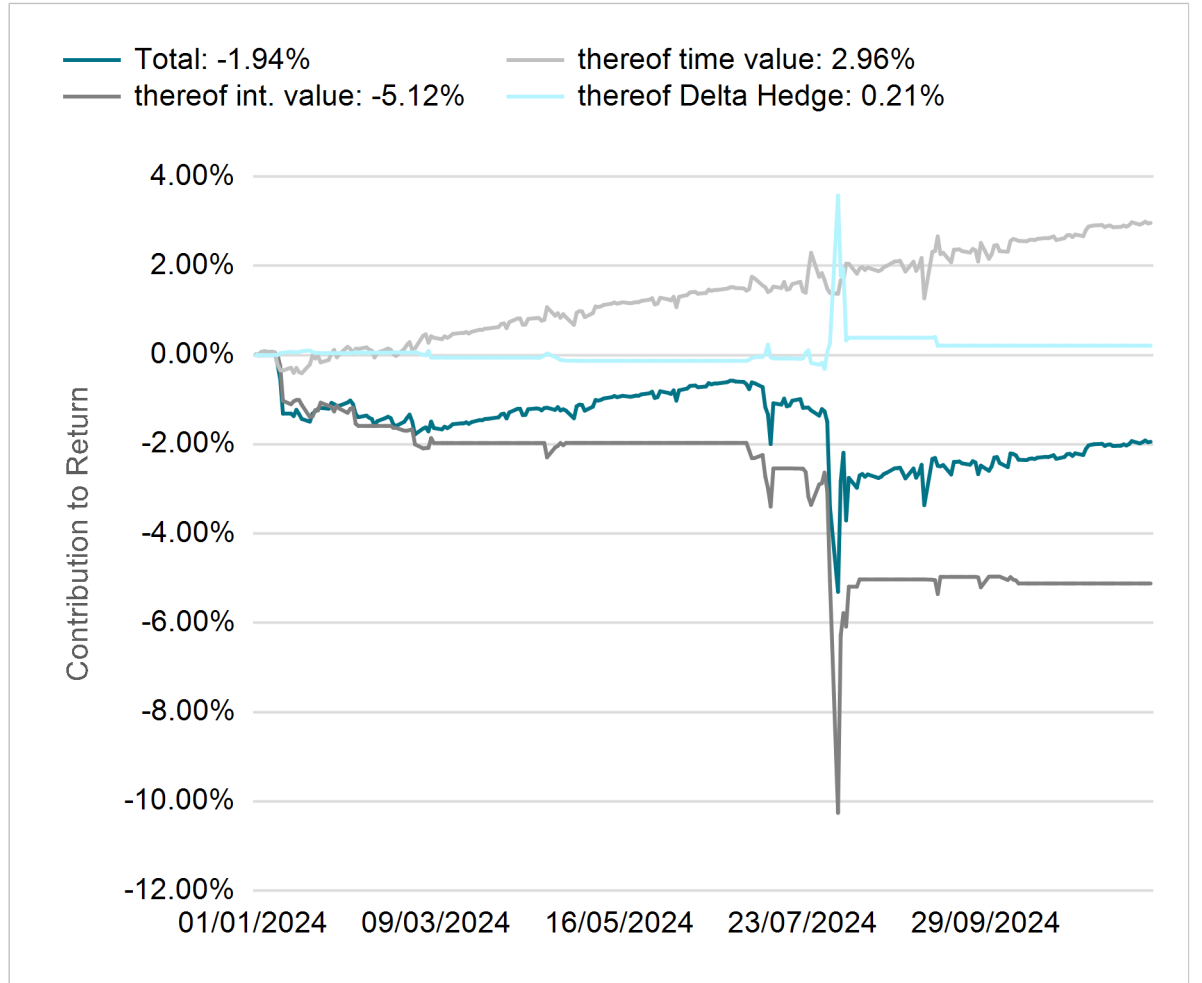
Source: Universal-Investment-Gesellschaft mbH. 7orca Asset Management AG.

# Underlying NIKKEI 225 Index<sup>1</sup>

7orca Vega RETURN I: Option Positions (29/12/2023 - 29/11/2024)



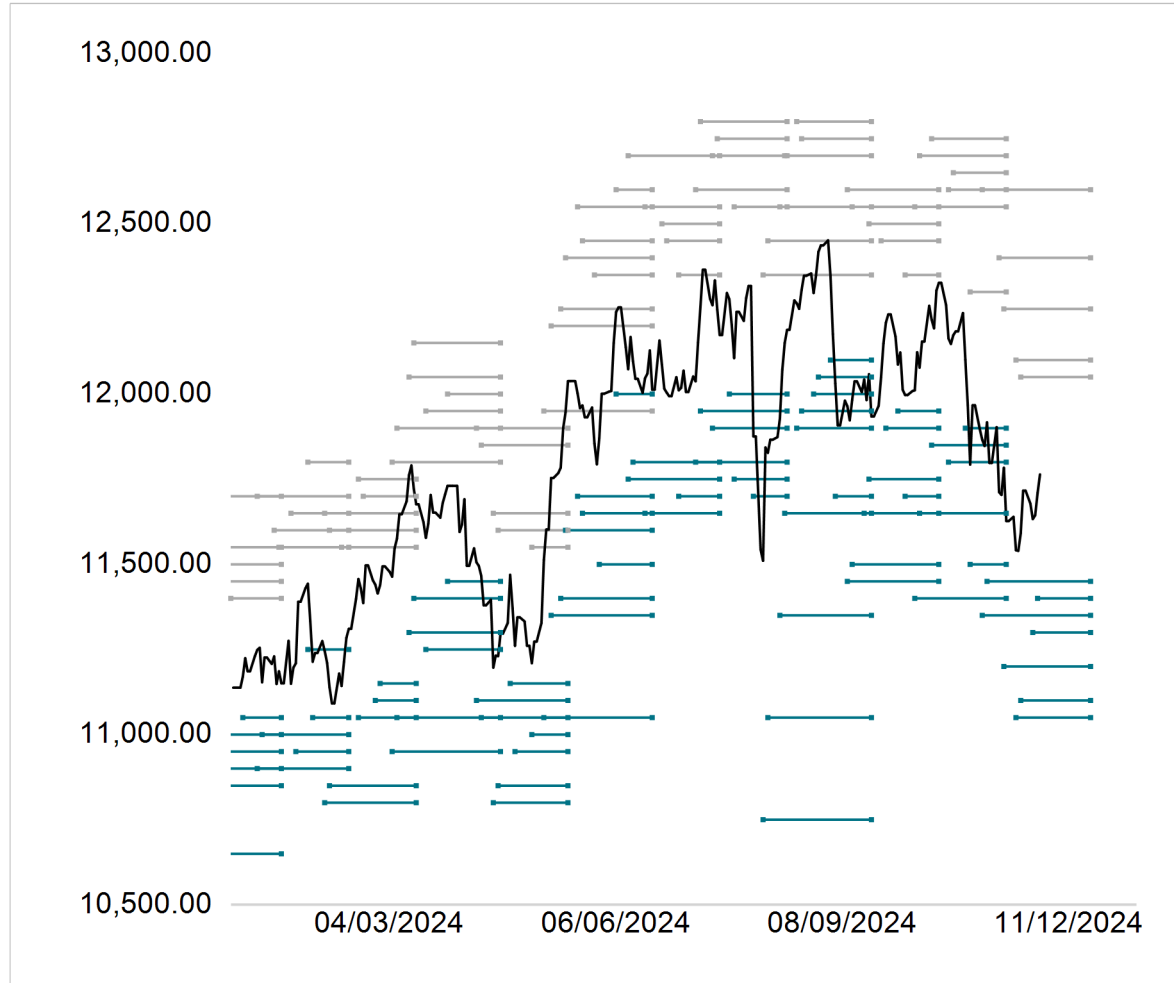
7orca Vega RETURN I: Contribution to Return (29/12/2023 - 29/11/2024)



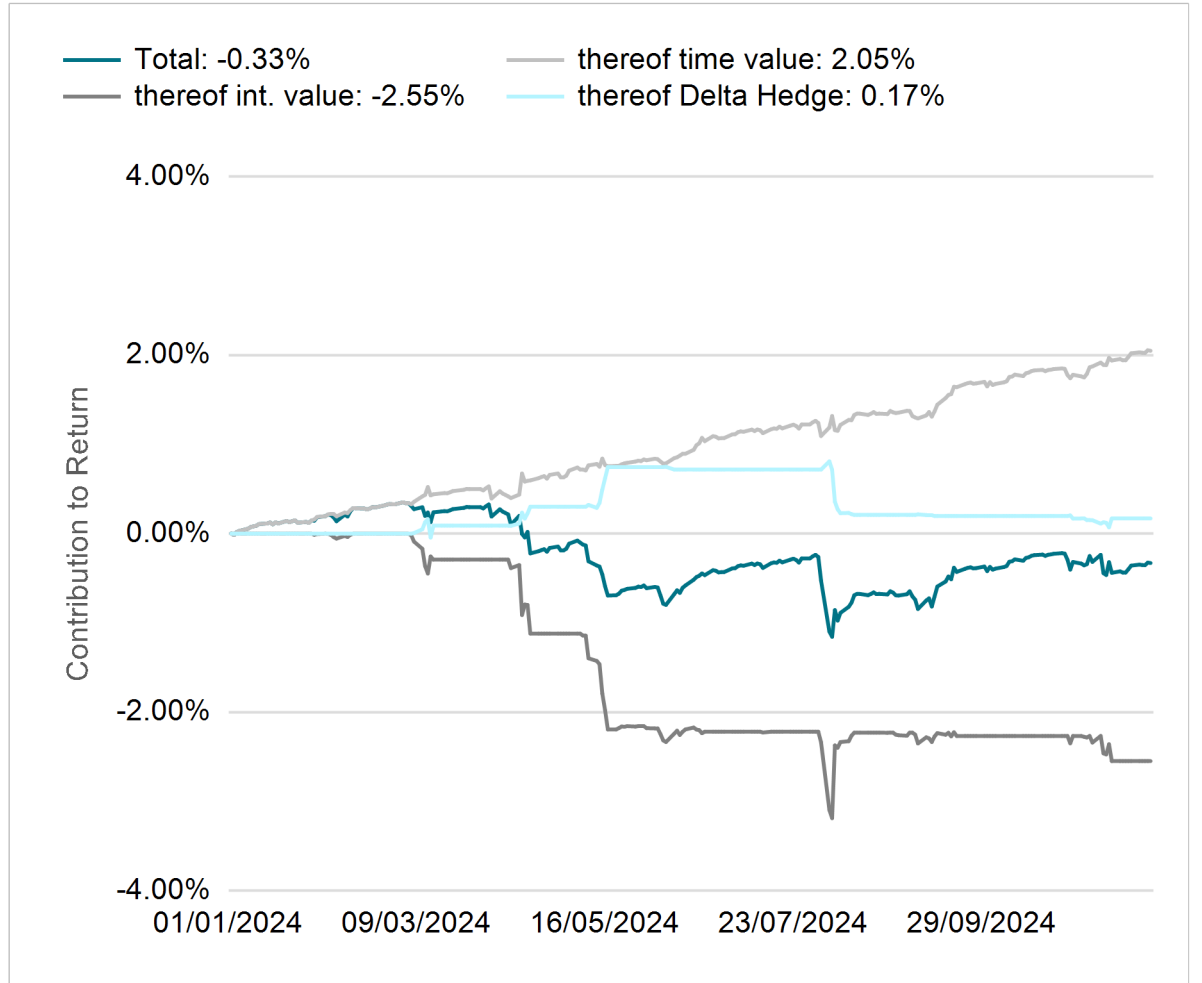
Source: Universal-Investment-Gesellschaft mbH. 7orca Asset Management AG.

# Underlying Swiss Market Index<sup>1</sup>

7orca Vega RETURN I: Option Positions (29/12/2023 - 29/11/2024)



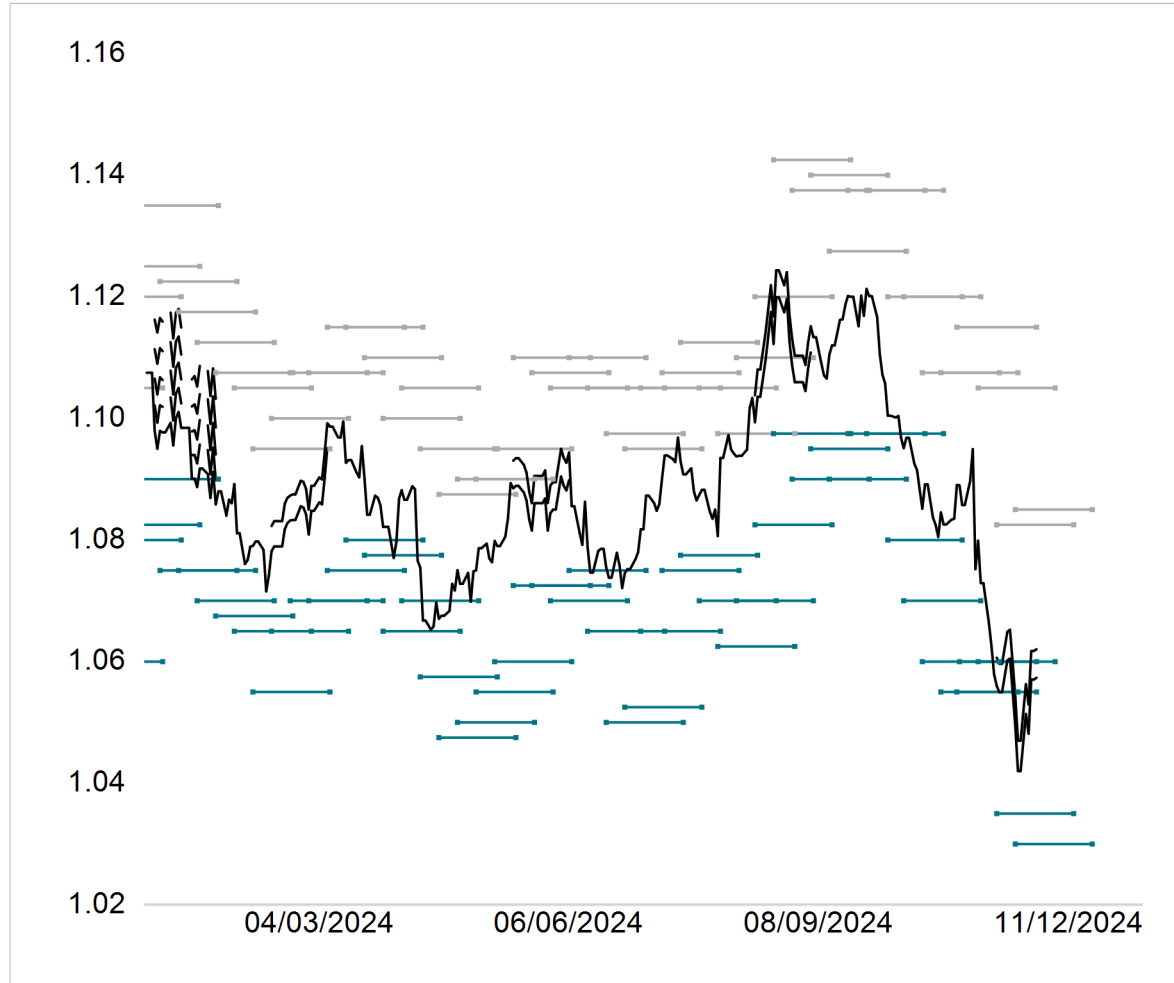
7orca Vega RETURN I: Contribution to Return (29/12/2023 - 29/11/2024)



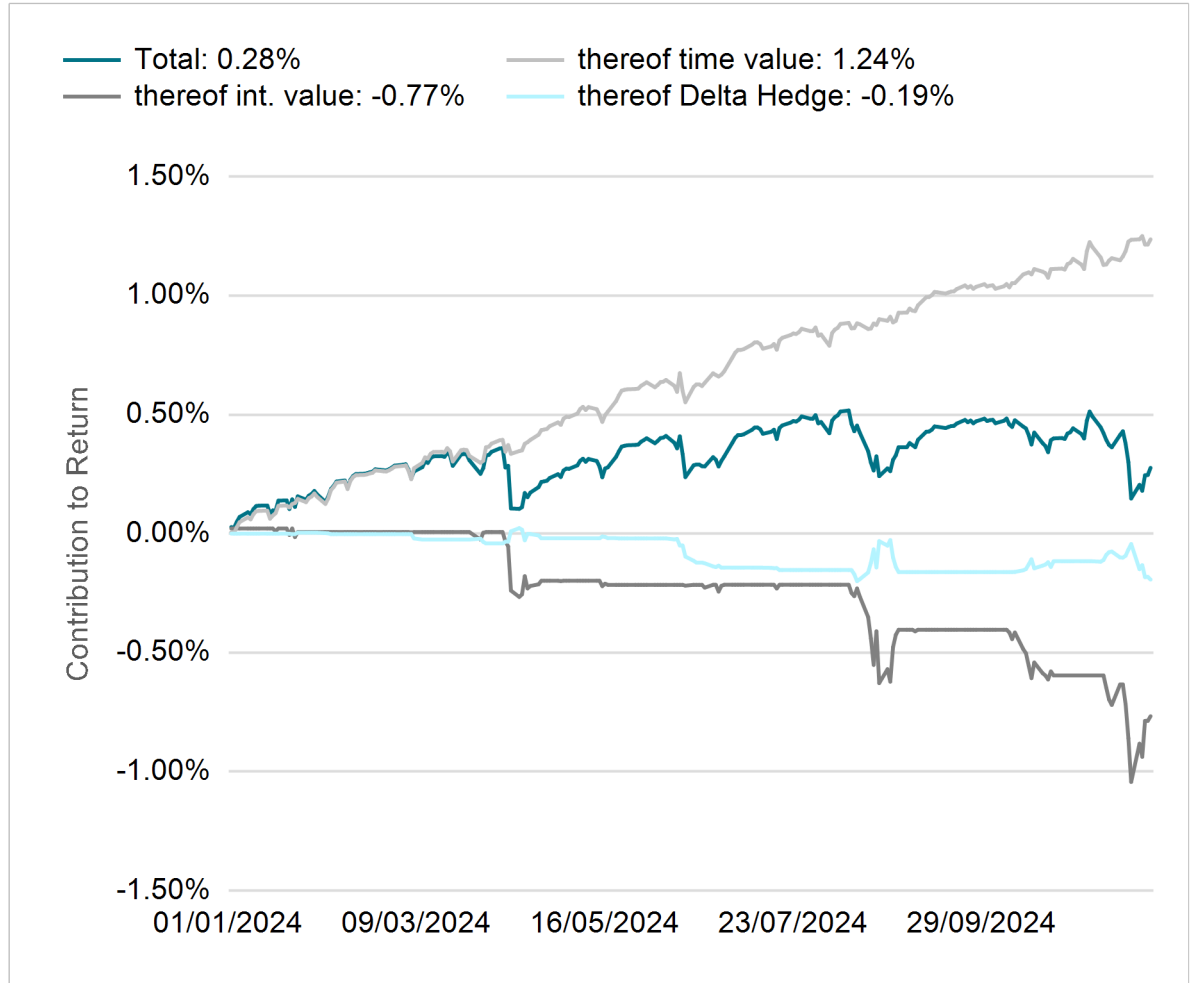
Source: Universal-Investment-Gesellschaft mbH. 7orca Asset Management AG.

# Underlying EUR/USD Future<sup>1</sup>

7orca Vega RETURN I: Option Positions (29/12/2023 - 29/11/2024)



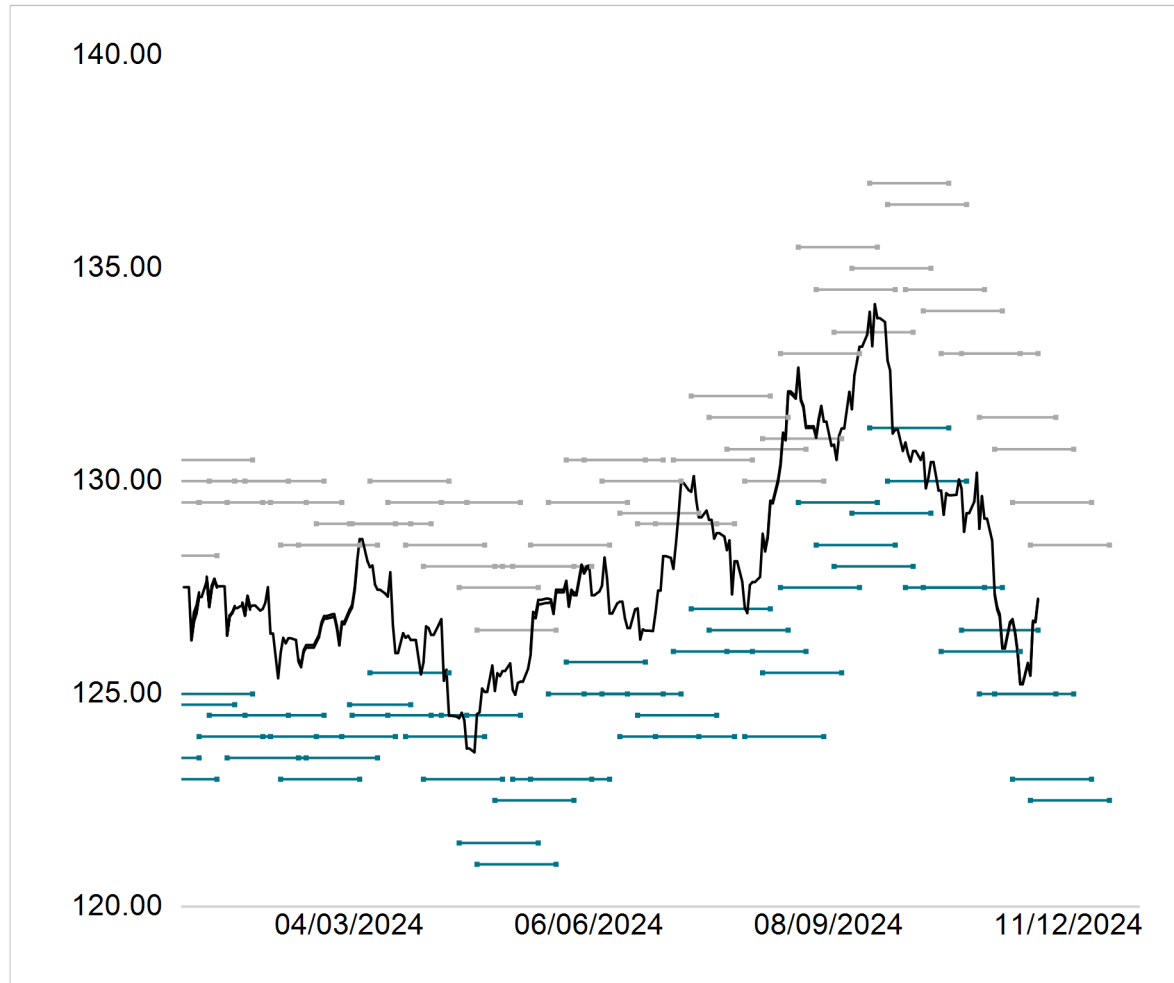
7orca Vega RETURN I: Contribution to Return (29/12/2023 - 29/11/2024)



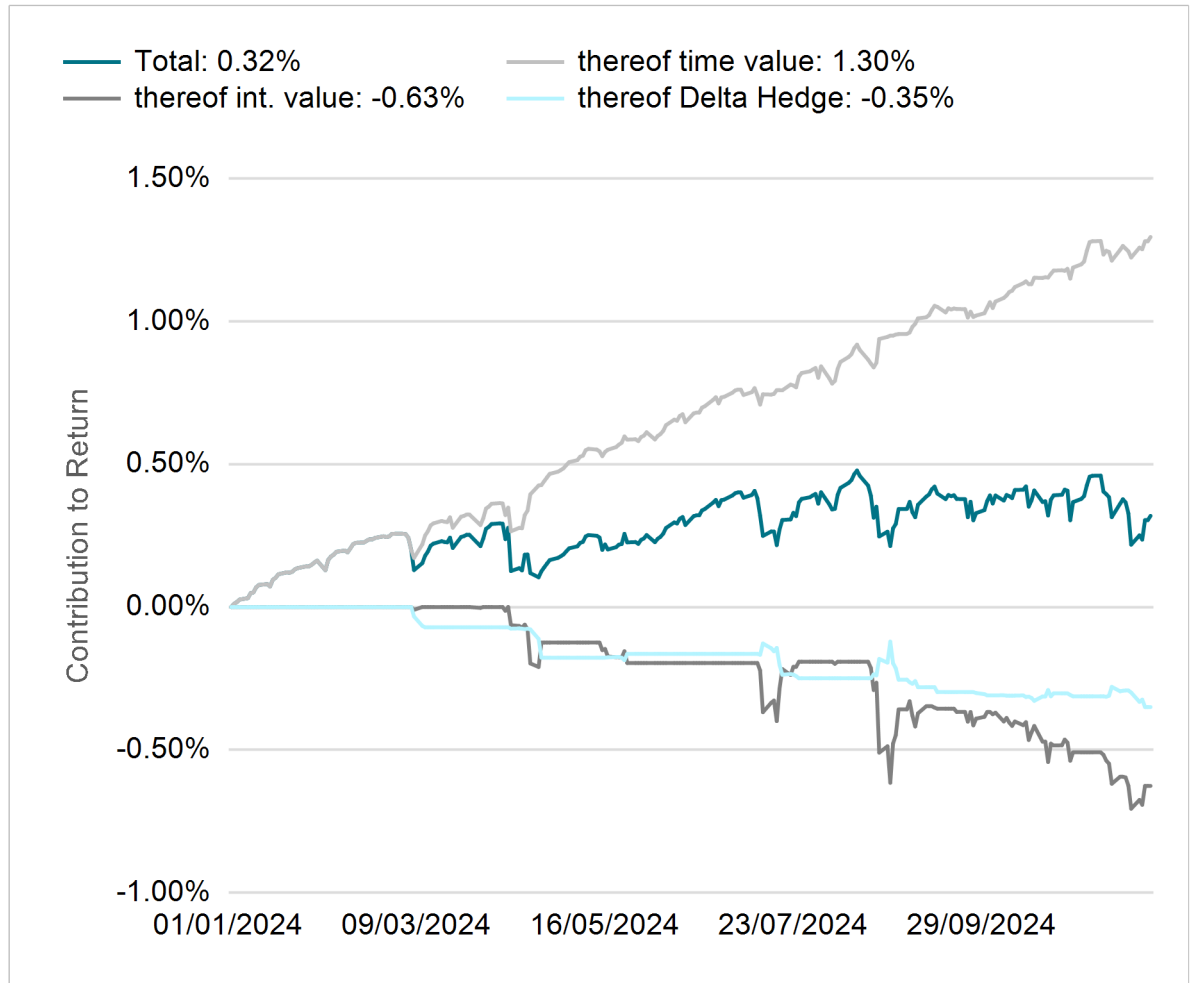
Source: Universal-Investment-Gesellschaft mbH. 7orca Asset Management AG.

# Underlying GBP/USD Future<sup>1</sup>

7orca Vega RETURN I: Option Positions (29/12/2023 - 29/11/2024)



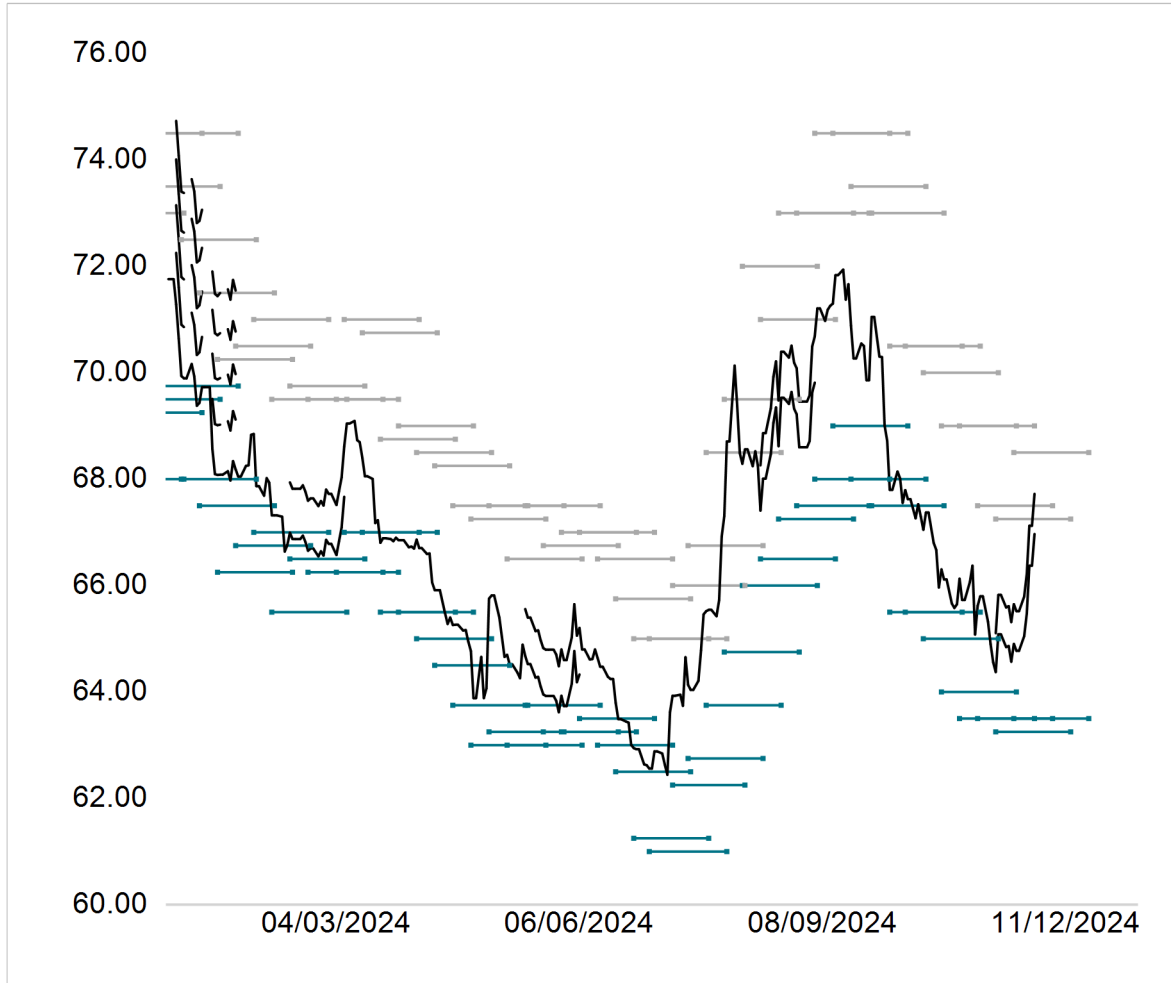
7orca Vega RETURN I: Contribution to Return (29/12/2023 - 29/11/2024)



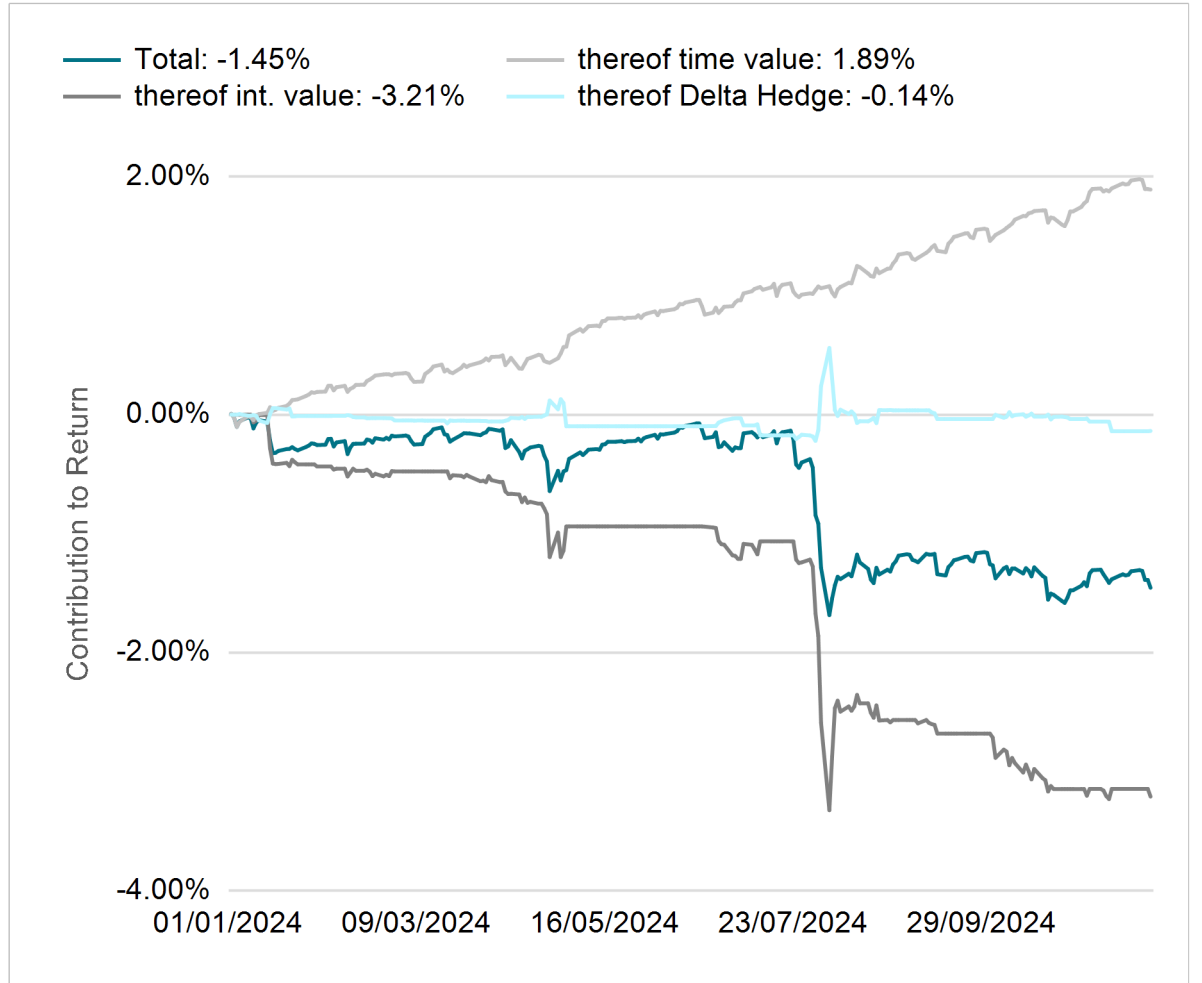
Source: Universal-Investment-Gesellschaft mbH. 7orca Asset Management AG.

# Underlying JPY/USD Future<sup>1</sup>

7orca Vega RETURN I: Option Positions (29/12/2023 - 29/11/2024)



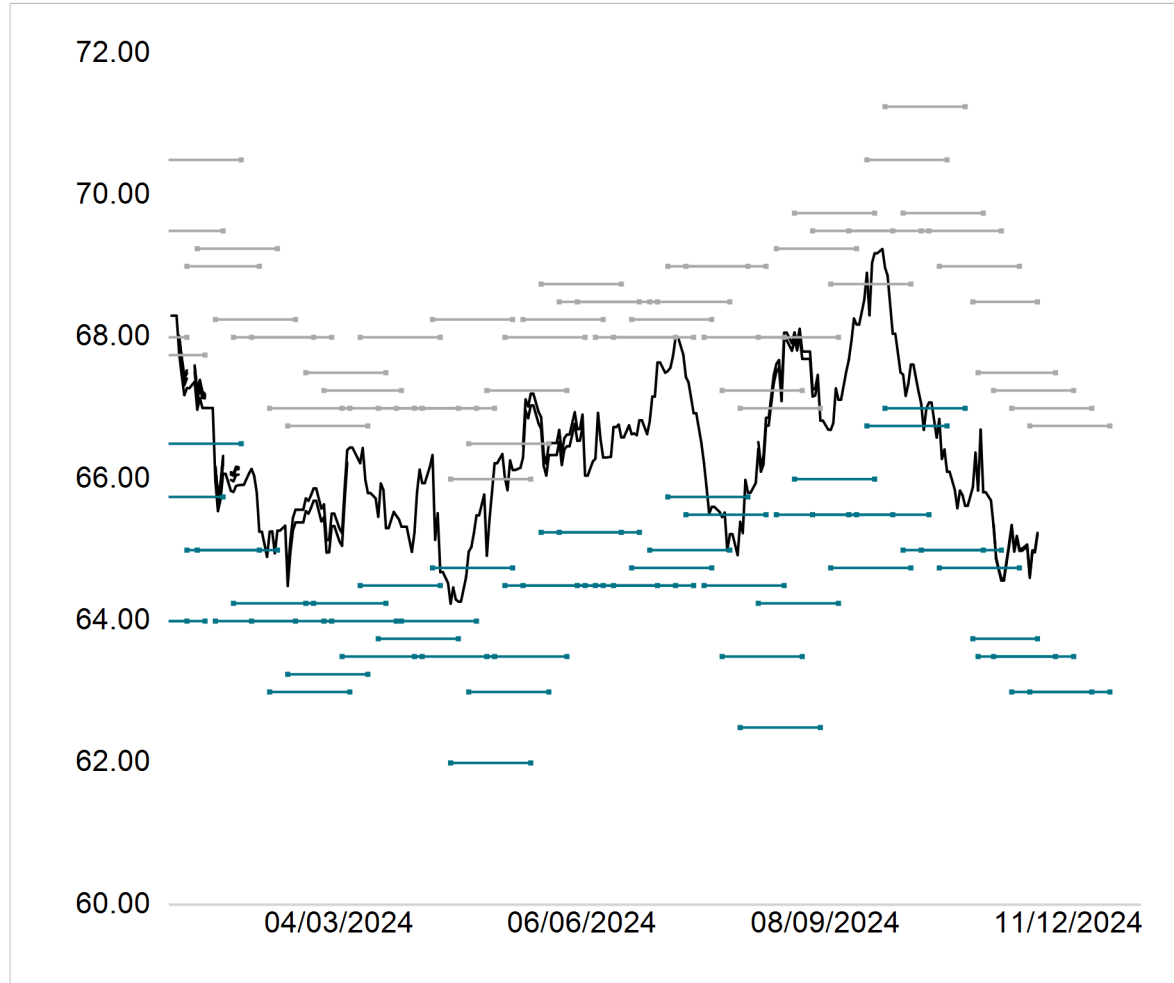
7orca Vega RETURN I: Contribution to Return (29/12/2023 - 29/11/2024)



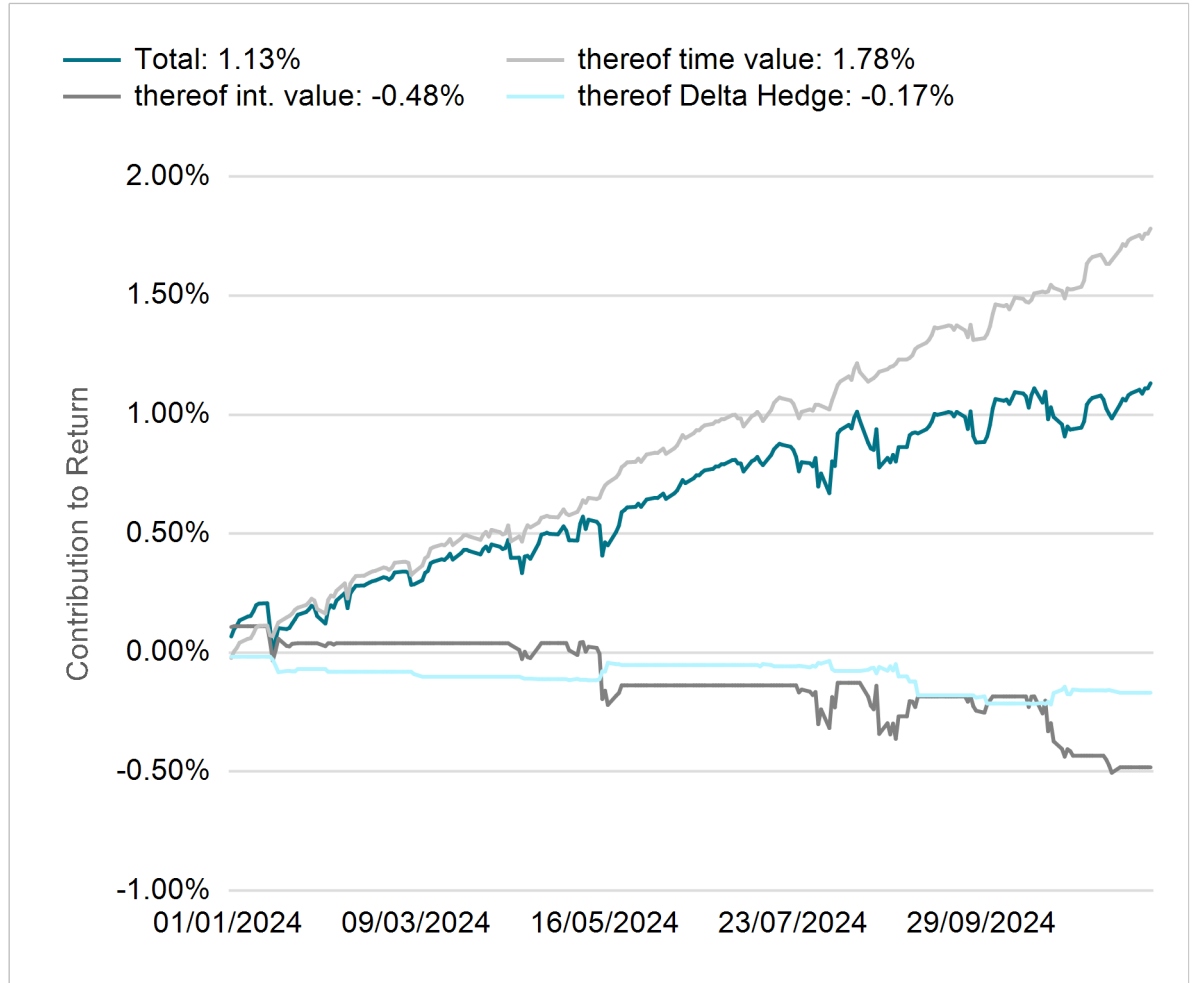
Source: Universal-Investment-Gesellschaft mbH. 7orca Asset Management AG.

# Underlying AUD/USD Future<sup>1</sup>

7orca Vega RETURN I: Option Positions (29/12/2023 - 29/11/2024)



7orca Vega RETURN I: Contribution to Return (29/12/2023 - 29/11/2024)

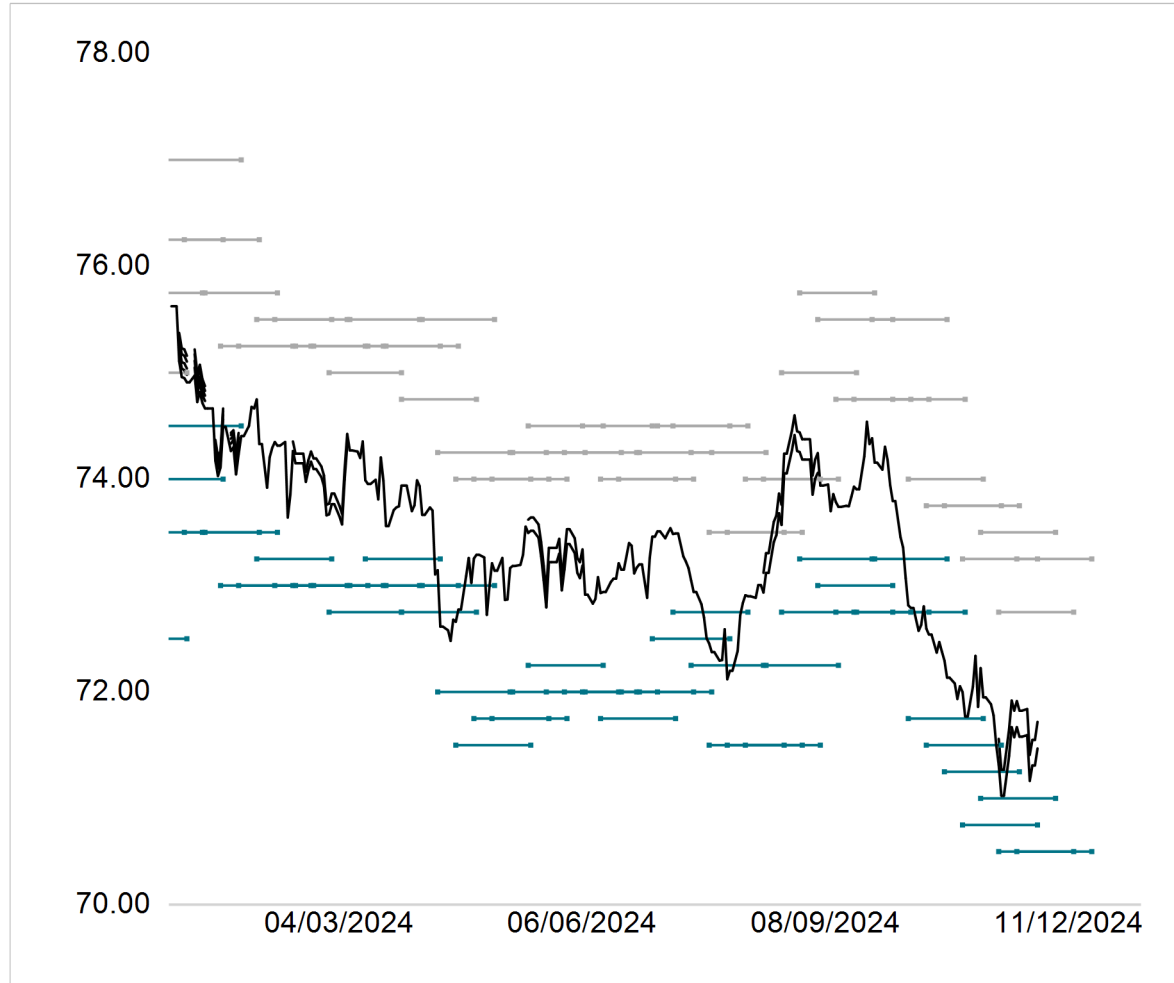


Source: Universal-Investment-Gesellschaft mbH. 7orca Asset Management AG.

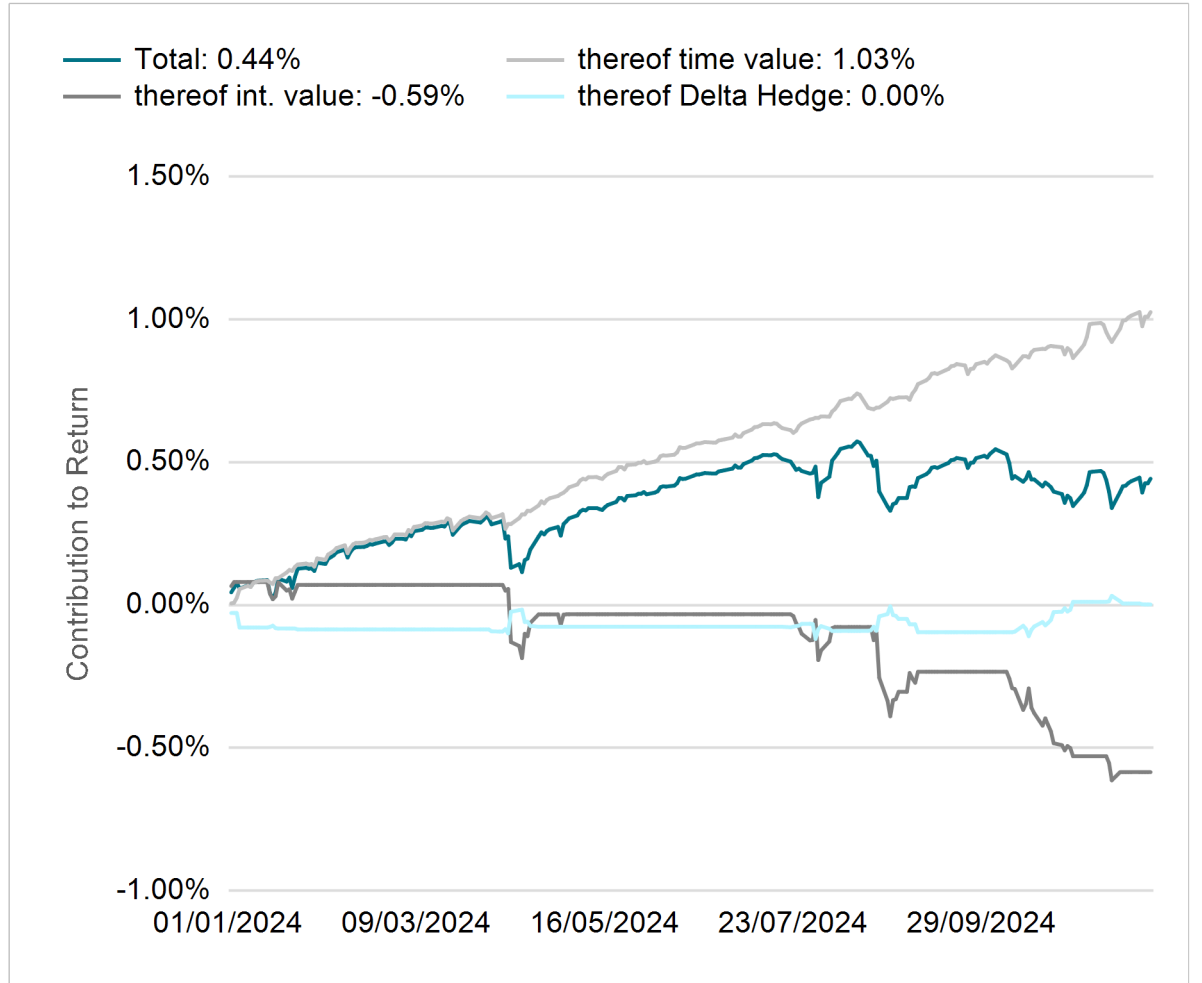


# Underlying CAD/USD Future<sup>1</sup>

7orca Vega RETURN I: Option Positions (29/12/2023 - 29/11/2024)



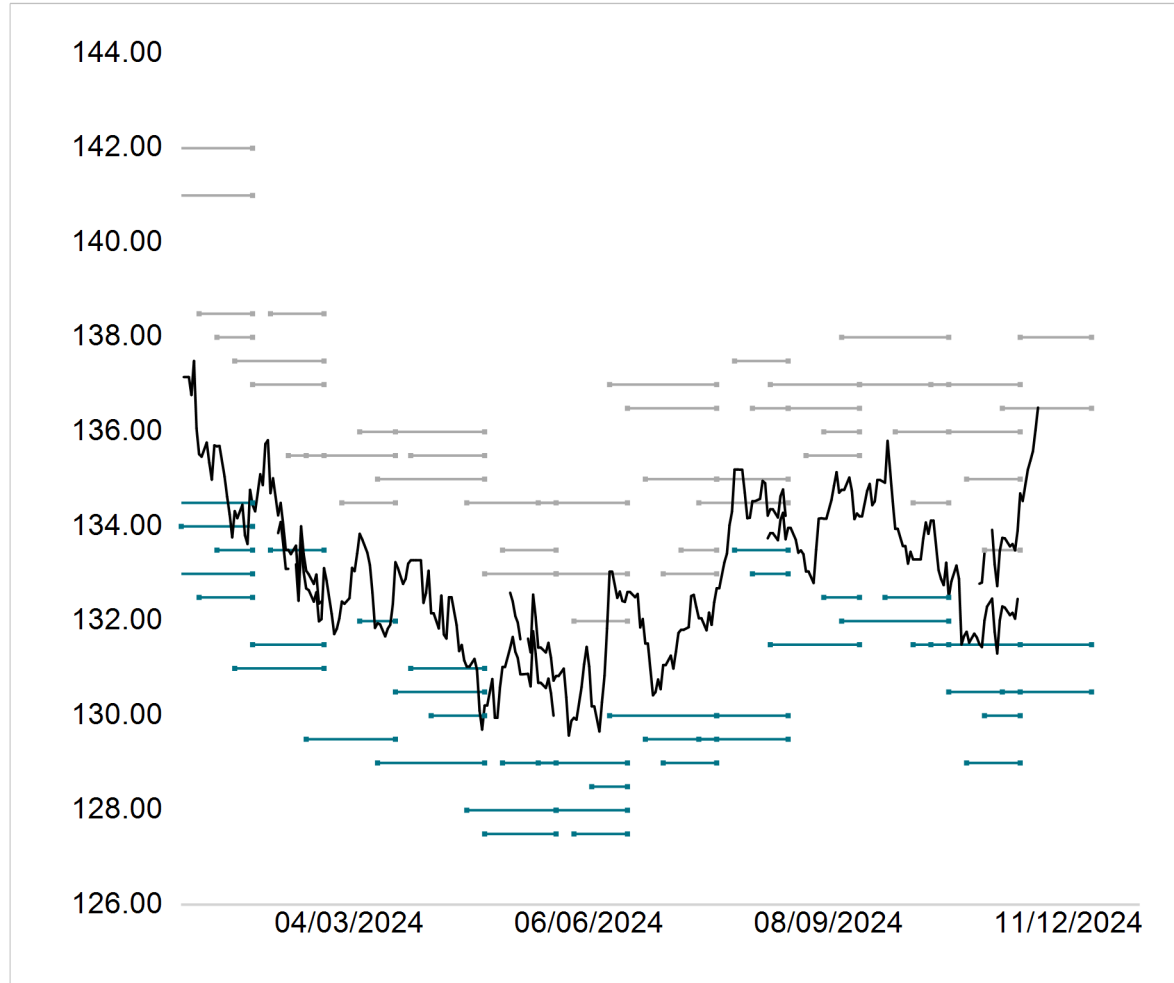
7orca Vega RETURN I: Contribution to Return (29/12/2023 - 29/11/2024)



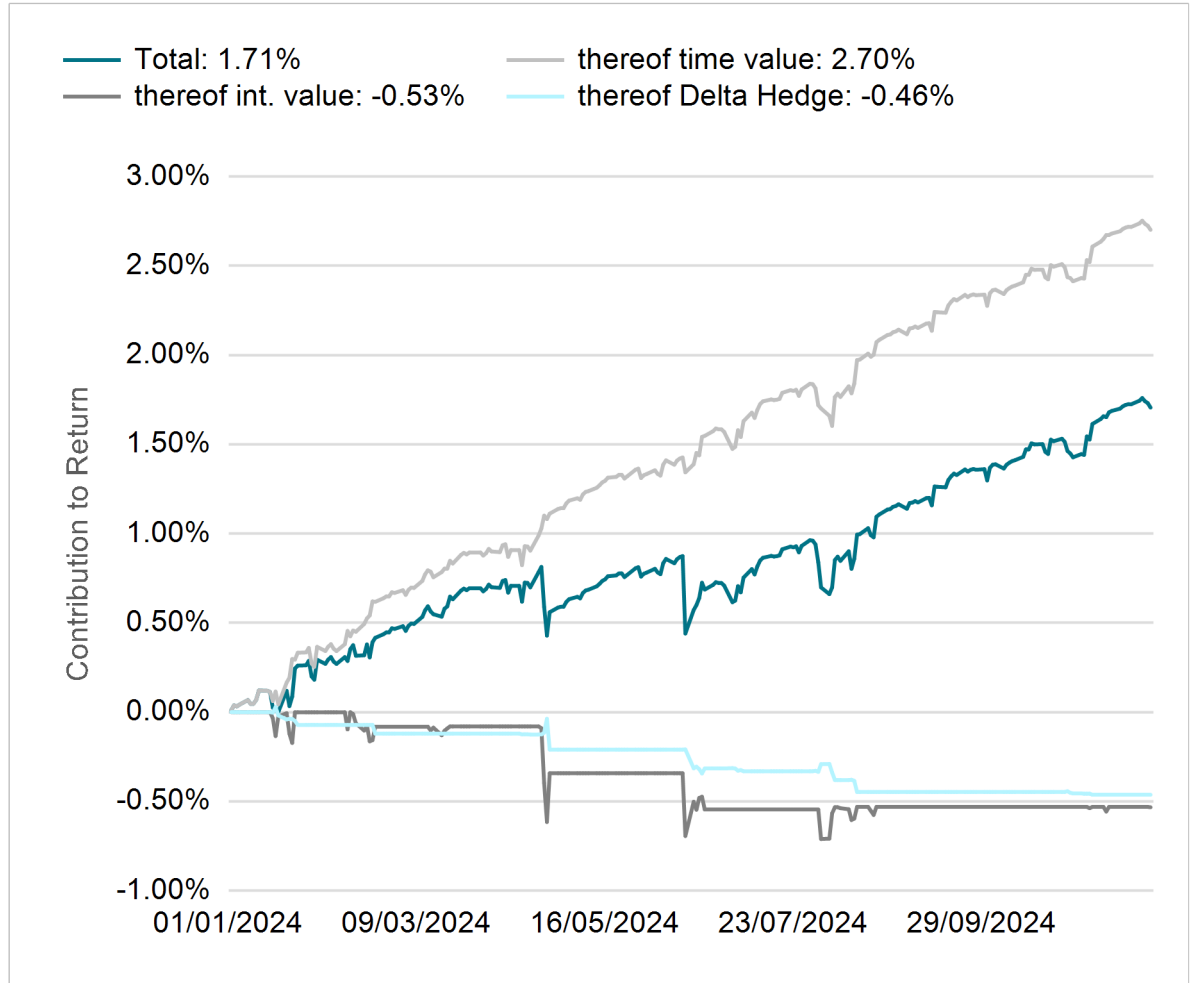
Source: Universal-Investment-Gesellschaft mbH. 7orca Asset Management AG.

# Underlying Bund Future<sup>1</sup>

7orca Vega RETURN I: Option Positions (29/12/2023 - 29/11/2024)



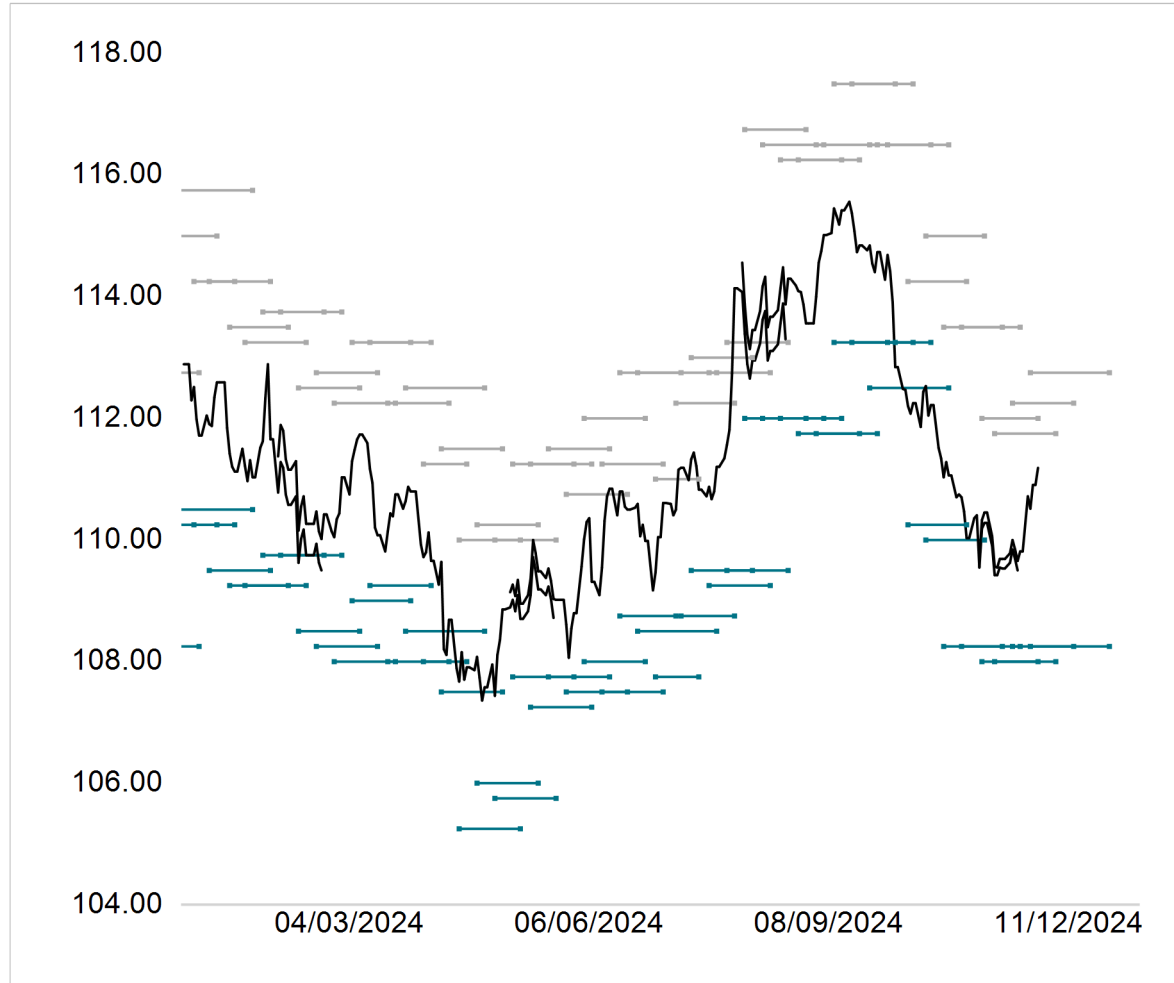
7orca Vega RETURN I: Contribution to Return (29/12/2023 - 29/11/2024)



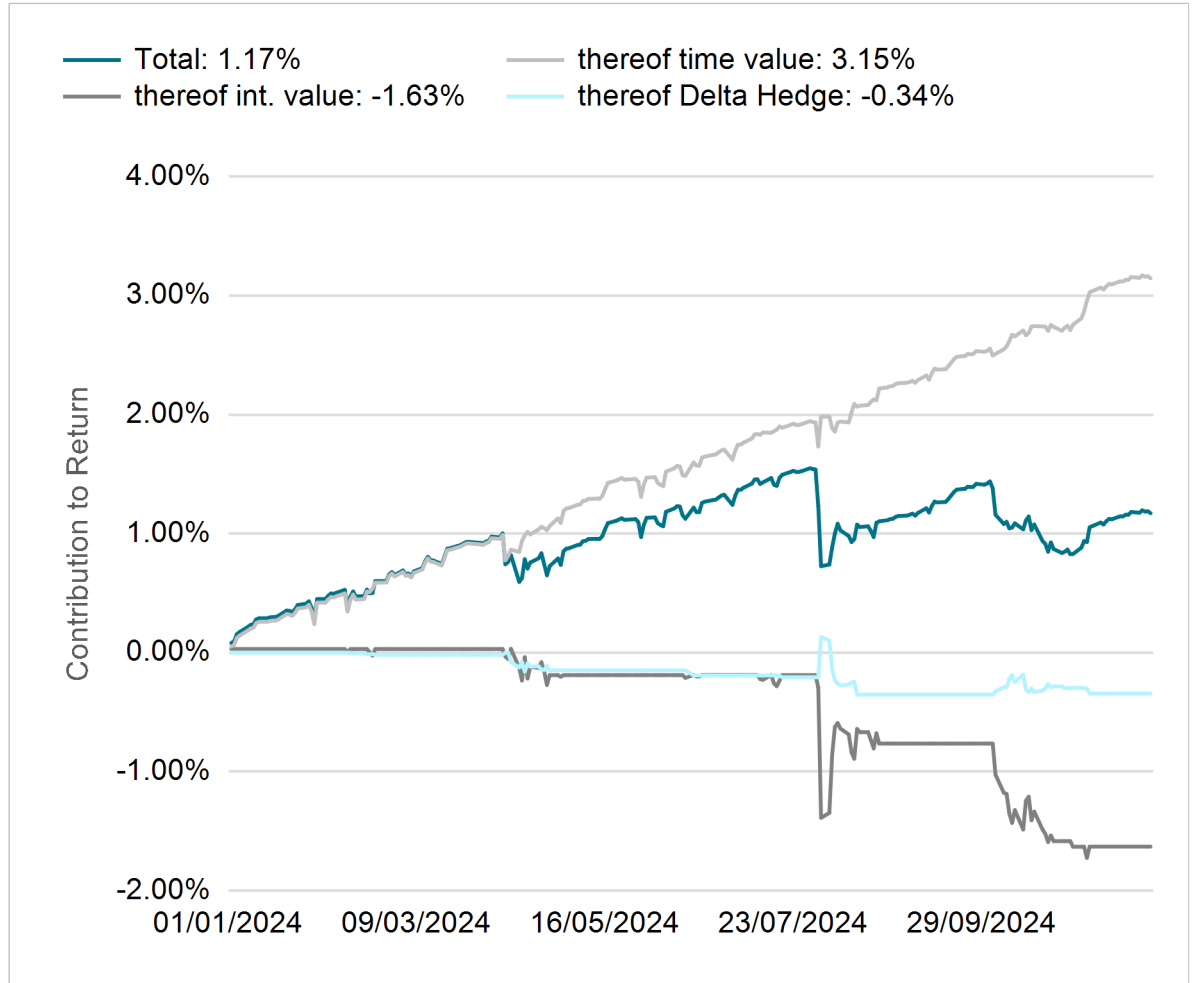
Source: Universal-Investment-Gesellschaft mbH. 7orca Asset Management AG.

# Underlying US Treasury Future<sup>1</sup>

7orca Vega RETURN I: Option Positions (29/12/2023 - 29/11/2024)



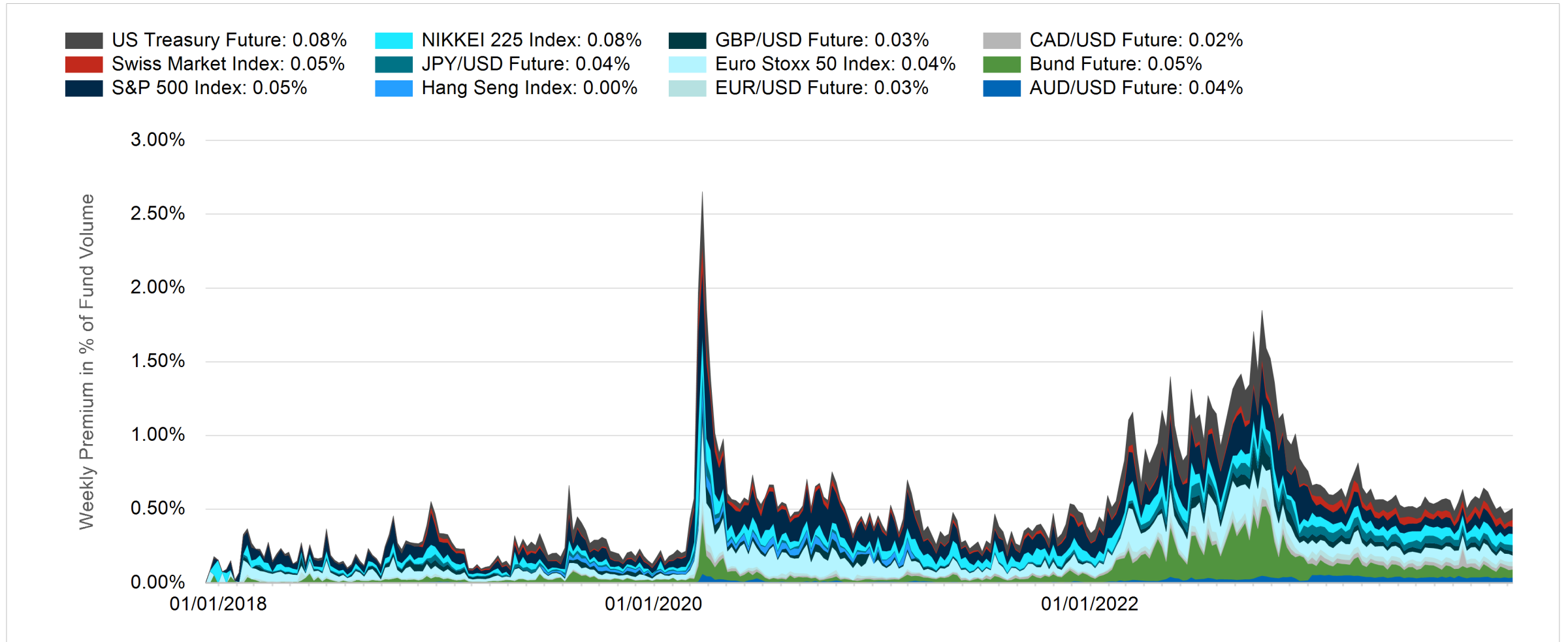
7orca Vega RETURN I: Contribution to Return (29/12/2023 - 29/11/2024)



Source: Universal-Investment-Gesellschaft mbH, 7orca Asset Management AG.

# Option Premium

Premium Monitor (10/12/2017 - 29/11/2024)

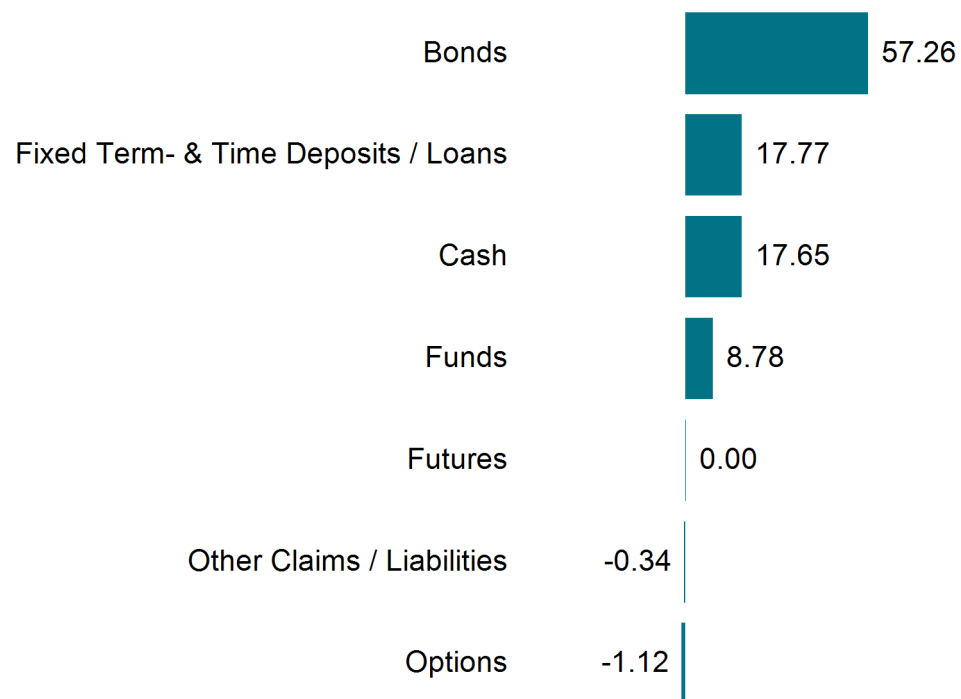


Source: 7orca Asset Management AG.

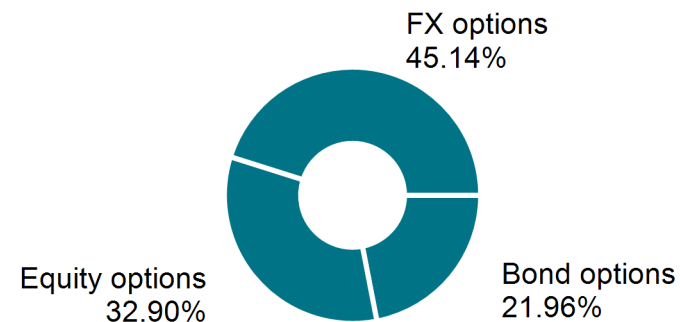
# Allocation Overview

7orca Vega RETURN I (29/11/2024)

Share of fund assets in %



Options: Nominal Exposure

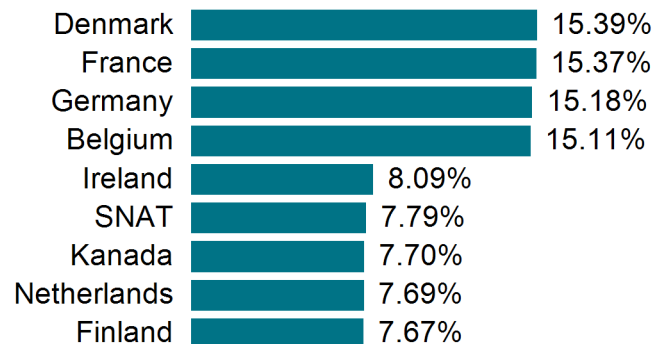


Allocation	EUR	%
Bonds	6,459,906	57.26%
Fixed Term- & Time Deposits / Loans	2,004,914	17.77%
Cash	1,991,610	17.65%
Funds	990,024	8.78%
Futures	135	0.00%
Other Claims / Liabilities	-38,193	-0.34%
Options	-126,469	-1.12%
<b>Total Volume</b>	<b>11,281,927</b>	<b>100.00%</b>

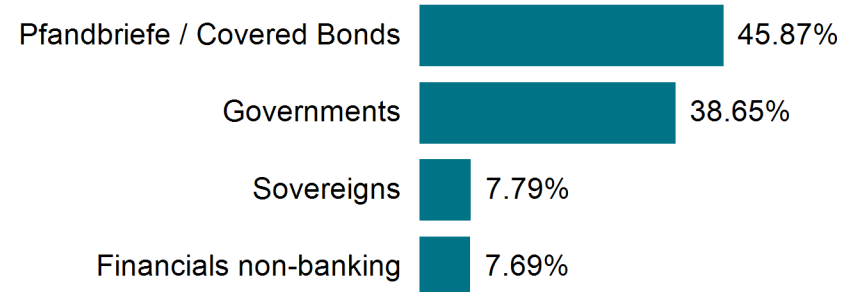
# Allocation Overview Bondfloor

7orca Vega RETURN I (29/11/2024)

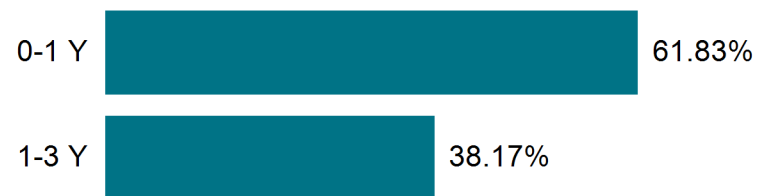
## Country Risk (Top 10)



## Sectors



## Maturity

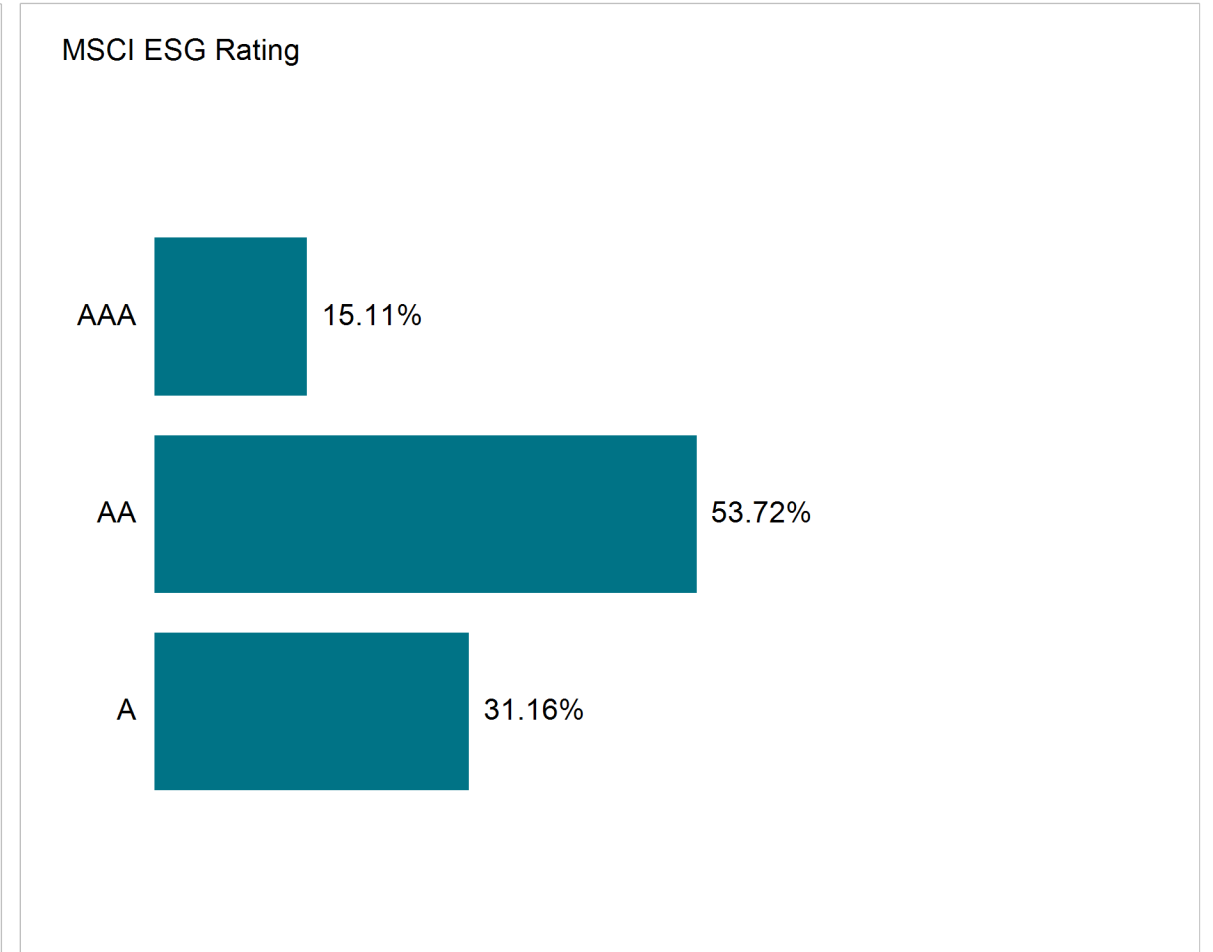
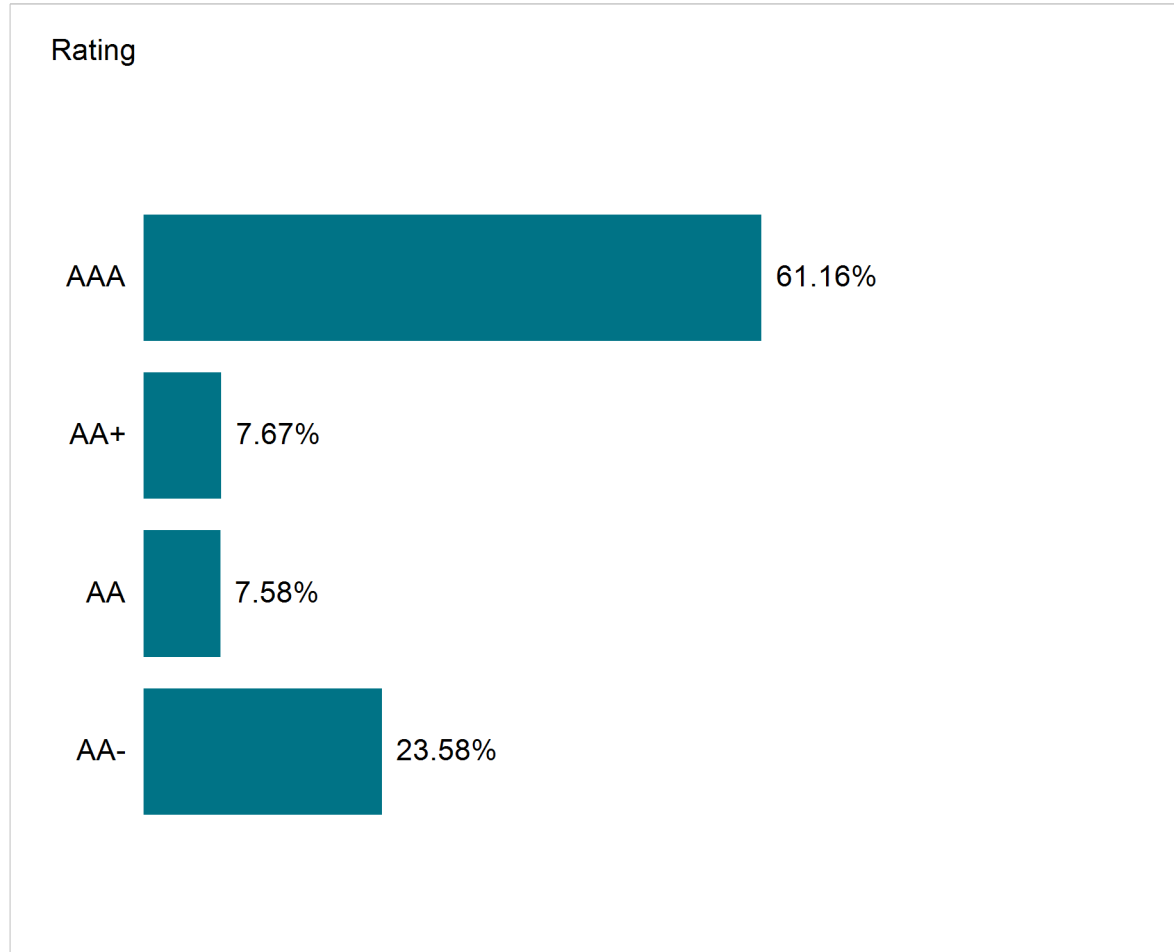


## Figures Bond Portfolio

% of Fund	57.26%
Yield	2.59%
Modified Duration	0.69%
Coupon	0.90%
Average Rating	AA+
Average Rating ESG	AA
Non EUR Bonds	0.00%

# Rating Overview Bondfloor

7orca Vega RETURN I (29/11/2024)



# Allocation Bondfloor, Liquidity

7orca Vega RETURN I (29/11/2024)

ISIN	Name	CCY	Maturity	Years	Coupon	Rating	Nominal	Price	Accr.	Dirty Value	%	mDur.	Yld.
IE00B4TV0D44	Irland, Republik	EUR	13/03/2025	0.28	5.400%	AA-	500,000	100.68	19,381	522,796	<b>4.63%</b>	0.28%	2.90%
XS1961126775	Jyske Bank A/S	EUR	01/04/2025	0.34	0.375%	AAA	1,000,000	99.17	2,497	994,197	<b>8.81%</b>	0.33%	2.88%
XS1808478710	Alberta, Provinz	EUR	18/04/2025	0.38	0.625%	AA-	500,000	99.15	1,935	497,680	<b>4.41%</b>	0.37%	2.88%
FR0012695716	BPCE S.A.	EUR	24/04/2025	0.40	0.398%	AAA	1,000,000	99.04	2,399	992,829	<b>8.80%</b>	0.39%	2.83%
DE000SHFM816	Schleswig-Holstein, Land	EUR	02/09/2025	0.76	0.010%	AAA	500,000	98.16	12	490,817	<b>4.35%</b>	0.74%	2.49%
FI4000167317	Finnland, Republik	EUR	15/09/2025	0.79	0.875%	AA+	500,000	98.92	911	495,526	<b>4.39%</b>	0.78%	2.26%
BE0002707884	KBC Groep N.V.	EUR	03/12/2025	1.01	0.000%	AAA	1,000,000	97.64	0	976,400	<b>8.65%</b>	0.99%	2.39%
EU000A2SCAD0	European Financial Stability Facility [EFSF]	EUR	15/12/2025	1.04	1.500%	AA-	500,000	99.15	7,193	502,943	<b>4.46%</b>	1.01%	2.33%
XS1342516629	BNG Bank N.V.	EUR	12/01/2026	1.12	1.000%	AAA	500,000	98.50	4,413	496,928	<b>4.40%</b>	1.08%	2.37%
DE000NRW0JH2	Nordrhein-Westfalen, Land	EUR	16/04/2026	1.38	0.500%	AA	500,000	97.65	1,562	489,792	<b>4.34%</b>	1.34%	2.25%
<b>Total</b>					<b>0.904%</b>	<b>AA+</b>			<b>40,301</b>	<b>6,459,906</b>	<b>57.26%</b>	<b>0.69%</b>	<b>2.59%</b>



# Allocation Bondfloor, Liquidity

7orca Vega RETURN I (29/11/2024)

ISIN	Name	CCY	Price	Coupon	Nominal	Accr.	Dirty Value	%
FR0010251660	AMUNDI EURO LIQUIDITY SRI Actions au Por	EUR	247,506.00	0.00%	4	0	990,024	8.78%
<b>Total</b>	<b>Fixed-Income Funds</b>			<b>0.00%</b>		<b>0</b>	<b>990,024</b>	<b>8.78%</b>

# Allocation Bondfloor, Liquidity

7orca Vega RETURN I (29/11/2024)

Position	Name	Account Details	CCY	FX-Spot	Coupon	Nominal	Accr.	Dirty Value	%
Cash	Cash	1 AUD Cash	AUD	1.6208	2.85%	20,843	30	12,889	0.11%
Cash	Cash	1 CHF Cash	CHF	0.9302	3.34%	59,581	191	64,242	0.57%
Cash	Cash	6 EUR Cash	EUR	1.0000	0.36%	662,281	1,135	663,416	5.88%
Cash	Cash	1 HKD Cash	HKD	8.2178	0.00%	40,815	0	4,967	0.04%
Cash	Cash	2 JPY Cash	JPY	158.5945	-0.14%	45,607,782	-62	287,512	2.55%
Cash	Cash	3 USD Cash	USD	1.0561	1.36%	1,009,006	3,176	958,584	8.50%
Cash	Fixed Term- & Time Deposits / Loans	2 EUR Fixed Term- & Time Deposits / Loans	EUR	1.0000	3.05%	2,000,000	4,914	2,004,914	17.77%
Claims / Liabilities	Other Claims / Liabilities	11 EUR Other Claims / Liabilities	EUR	1.0000	0.00%	-38,193	0	-38,193	-0.34%
<b>Total</b>					<b>2.94%</b>		<b>9,383</b>	<b>3,958,331</b>	<b>35.09%</b>

# Portfolio Allocation - Options

7orca Vega RETURN I (29/11/2024)

Basis	Name	CCY	Size	Maturity	Call/Put	Nominal	Price	Cost	Premium	Delta Pos.	Nom.Exp.
JPY	NIKKEI 225 INDEX PUT 13.12.24 BP 37500,00 OSE	JPY	1000	13/12/2024	Short Put	-3	365.0000	286.1807	5,238	0.32	189,162
JPY	NIKKEI 225 INDEX CALL 13.12.24 BP 41000,00 OSE	JPY	1000	13/12/2024	Short Call	-3	20.0000	87.3907	1,609	-0.03	189,162
JPY	NIKKEI 225 INDEX CALL 13.12.24 BP 42750,00 OSE	JPY	1000	13/12/2024	Short Call	-3	4.0000	127.9887	2,317	-0.01	189,162
JPY	NIKKEI 225 INDEX PUT 13.12.24 BP 35625,00 OSE	JPY	1000	13/12/2024	Short Put	-3	92.0000	432.3737	7,828	0.09	189,162
JPY	NIKKEI 225 INDEX CALL 13.12.24 BP 42500,00 OSE	JPY	1000	13/12/2024	Short Call	-3	5.0000	107.1897	1,962	-0.01	189,162
JPY	NIKKEI 225 INDEX PUT 13.12.24 BP 36125,00 OSE	JPY	1000	13/12/2024	Short Put	-3	130.0000	298.4803	5,495	0.13	189,162
<b>Total</b>									<b>24,450</b>	<b>0.08</b>	<b>1,134,970</b>
CHF	SMI PUT 20.12.24 BP 11100,00 EUREX	CHF	10	20/12/2024	Short Put	-3	14.8000	55.5503	1,792	0.07	322,511
CHF	SMI PUT 20.12.24 BP 11200,00 EUREX	CHF	10	20/12/2024	Short Put	-3	19.5000	60.7837	1,943	0.12	322,511
CHF	SMI CALL 20.12.24 BP 12100,00 EUREX	CHF	10	20/12/2024	Short Call	-6	18.1000	14.5337	935	-0.12	645,023
CHF	SMI CALL 20.12.24 BP 12250,00 EUREX	CHF	10	20/12/2024	Short Call	-3	6.3000	20.0349	641	-0.05	322,511
CHF	SMI CALL 20.12.24 BP 12600,00 EUREX	CHF	10	20/12/2024	Short Call	-6	0.4000	21.4503	1,366	-0.02	645,023
CHF	SMI PUT 20.12.24 BP 11300,00 EUREX	CHF	10	20/12/2024	Short Put	-3	26.5000	49.6170	1,600	0.28	322,511
CHF	SMI PUT 20.12.24 BP 11450,00 EUREX	CHF	10	20/12/2024	Short Put	-3	43.6000	72.3170	2,302	0.20	322,511
CHF	SMI PUT 20.12.24 BP 11050,00 EUREX	CHF	10	20/12/2024	Short Put	-3	13.1000	65.4503	2,103	0.06	322,511
CHF	SMI CALL 20.12.24 BP 12050,00 EUREX	CHF	10	20/12/2024	Short Call	-6	25.1000	17.4837	1,128	-0.16	645,023
CHF	SMI PUT 20.12.24 BP 11350,00 EUREX	CHF	10	20/12/2024	Short Put	-6	31.2000	69.4670	4,437	0.15	645,023
CHF	SMI PUT 20.12.24 BP 11400,00 EUREX	CHF	10	20/12/2024	Short Put	-3	36.8000	41.9170	1,350	0.17	322,511
CHF	SMI CALL 20.12.24 BP 12400,00 EUREX	CHF	10	20/12/2024	Short Call	-3	2.0000	19.8170	635	-0.03	322,511
<b>Total</b>									<b>20,233</b>	<b>0.06</b>	<b>5,160,181</b>

# Portfolio Allocation - Options

7orca Vega RETURN I (29/11/2024)

Basis	Name	CCY	Size	Maturity	Call/Put	Nominal	Price	Cost	Premium	Delta Pos.	Nom.Exp.
EUR	ESTX 50 PR.EUR CALL 06.12.24 BP 4975,00 EUREX	EUR	10	06/12/2024	Short Call	-12	1.0000	6.9207	830	-0.04	1,200,000
EUR	ESTX 50 PR.EUR CALL 06.12.24 BP 5075,00 EUREX	EUR	10	06/12/2024	Short Call	-11	0.2000	6.2040	682	-0.01	1,100,000
EUR	ESTX 50 PR.EUR PUT 06.12.24 BP 4600,00 EUREX	EUR	10	06/12/2024	Short Put	-12	1.8000	25.7540	3,090	0.04	1,200,000
EUR	ESTX 50 PR.EUR PUT 06.12.24 BP 4700,00 EUREX	EUR	10	06/12/2024	Short Put	-11	7.7000	26.0404	2,864	0.14	1,100,000
EUR	ESTX 50 PR.EUR CALL 13.12.24 BP 5000,00 EUREX	EUR	10	13/12/2024	Short Call	-24	3.4000	8.0040	1,921	-0.06	2,400,000
EUR	ESTX 50 PR.EUR PUT 13.12.24 BP 4600,00 EUREX	EUR	10	13/12/2024	Short Put	-24	8.5000	25.2748	6,066	0.10	2,400,000
EUR	ESTX 50 PR.EUR CALL 20.12.24 BP 4950,00 EUREX	EUR	10	20/12/2024	Short Call	-12	16.4000	7.4040	888	-0.20	1,200,000
EUR	ESTX 50 PR.EUR PUT 20.12.24 BP 4525,00 EUREX	EUR	10	20/12/2024	Short Put	-12	10.2000	23.9457	2,873	0.09	1,200,000
EUR	ESTX 50 PR.EUR CALL 20.12.24 BP 5050,00 EUREX	EUR	10	20/12/2024	Short Call	-12	4.4000	7.4040	888	-0.07	1,200,000
EUR	ESTX 50 PR.EUR PUT 20.12.24 BP 4650,00 EUREX	EUR	10	20/12/2024	Short Put	-12	21.6000	26.9623	3,235	0.19	1,200,000
<b>Total</b>									<b>23,341</b>	<b>0.02</b>	<b>14,200,000</b>
USD	S+P 500 INDEX PUT 04.12.24 BP 5660,00 CBOE	USD	100	04/12/2024	Short Put	-1	0.2000	25.6981	2,393	0.00	946,880
USD	S+P 500 INDEX CALL 04.12.24 BP 6150,00 CBOE	USD	100	04/12/2024	Short Call	-1	0.1500	8.0065	746	-0.01	946,880
USD	S+P 500 INDEX PUT 06.12.24 BP 5810,00 CBOE	USD	100	06/12/2024	Short Put	-1	0.9500	26.4045	2,457	0.02	946,880
USD	S+P 500 INDEX CALL 06.12.24 BP 6230,00 CBOE	USD	100	06/12/2024	Short Call	-1	0.1500	8.4945	790	-0.01	946,880
USD	S+P 500 INDEX PUT 11.12.24 BP 5810,00 CBOE	USD	100	11/12/2024	Short Put	-1	4.0000	26.9105	2,542	0.06	946,880
USD	S+P 500 INDEX CALL 11.12.24 BP 6250,00 CBOE	USD	100	11/12/2024	Short Call	-1	0.4500	6.0785	574	-0.01	946,880
USD	S+P 500 INDEX PUT 13.12.24 BP 5740,00 CBOE	USD	100	13/12/2024	Short Put	-1	4.0000	28.5745	2,713	0.05	946,880
USD	S+P 500 INDEX CALL 13.12.24 BP 6150,00 CBOE	USD	100	13/12/2024	Short Call	-1	8.5000	7.5745	719	-0.16	946,880
USD	S+P 500 INDEX CALL 18.12.24 BP 6150,00 CBOE	USD	100	18/12/2024	Short Call	-1	15.0500	9.2527	880	-0.21	946,880
USD	S+P 500 INDEX PUT 18.12.24 BP 5675,00 CBOE	USD	100	18/12/2024	Short Put	-1	5.8500	36.3965	3,460	0.06	946,880
USD	S+P 500 INDEX CALL 20.12.24 BP 6215,00 CBOE	USD	100	20/12/2024	Short Call	-1	7.2000	8.0945	778	-0.11	946,880
USD	S+P 500 INDEX PUT 20.12.24 BP 5755,00 CBOE	USD	100	20/12/2024	Short Put	-1	9.9500	29.4045	2,825	0.09	946,880
USD	S+P 500 INDEX CALL 23.12.24 BP 6200,00 CBOE	USD	100	23/12/2024	Short Call	-1	10.7000	8.1245	769	-0.22	946,880
USD	S+P 500 INDEX PUT 23.12.24 BP 5830,00 CBOE	USD	100	23/12/2024	Short Put	-1	16.2500	24.8745	2,353	0.14	946,880
USD	S+P 500 INDEX CALL 27.12.24 BP 6230,00 CBOE	USD	100	27/12/2024	Short Call	-1	9.0500	7.3245	694	-0.20	946,880

# Portfolio Allocation - Options

7orca Vega RETURN I (29/11/2024)

Basis	Name	CCY	Size	Maturity	Call/Put	Nominal	Price	Cost	Premium	Delta Pos.	Nom.Exp.
USD	S+P 500 INDEX PUT 27.12.24 BP 5865,00 CBOE	USD	100	27/12/2024	Short Put	-1	22.2500	24.1245	2,284	0.20	946,880
<b>Total</b>									<b>26,976</b>	<b>-0.02</b>	<b>15,150,080</b>

# Portfolio Allocation - Options

7orca Vega RETURN I (29/11/2024)

Basis	Name	CCY	Size	Maturity	Call/Put	Nominal	Price	Cost	Premium	Delta Pos.	Nom.Exp.
EUR	FUTURE EU-BUND 03.25 PUT 20.12.24 BP 134,00 EUREX	EUR	1	20/12/2024	Short Put	-15	0.1200	0.1282	1,950	0.12	1,500,000
EUR	FUTURE EU-BUND 03.25 CALL 20.12.24 BP 138,50 EUREX	EUR	1	20/12/2024	Short Call	-15	0.1900	0.1882	2,850	-0.17	1,500,000
EUR	FUTURE EU-BUND 03.25 PUT 20.12.24 BP 131,50 EUREX	EUR	1	20/12/2024	Short Put	-16	0.0200	0.1582	2,560	0.02	1,600,000
EUR	FUTURE EU-BUND 03.25 CALL 20.12.24 BP 138,00 EUREX	EUR	1	20/12/2024	Short Call	-16	0.2800	0.1782	2,880	-0.23	1,600,000
EUR	FUTURE EU-BUND 03.25 CALL 20.12.24 BP 136,50 EUREX	EUR	1	20/12/2024	Short Call	-16	0.7500	0.2385	3,840	-0.50	1,600,000
EUR	FUTURE EU-BUND 03.25 PUT 20.12.24 BP 130,50 EUREX	EUR	1	20/12/2024	Short Put	-16	0.0100	0.1985	3,200	0.01	1,600,000
<b>Total</b>									<b>17,280</b>	<b>-0.13</b>	<b>9,400,000</b>
USD	FUT. 10Y TRE 1W 03.25 PUT 06.12.24 BP 108,00 CBOT	USD	1	06/12/2024	Short Put	-26	0.0010	0.1377	3,374	0.00	2,461,888
USD	FUT. 10Y TRE 1W 03.25 CALL 06.12.24 BP 111,75 CBOT	USD	1	06/12/2024	Short Call	-26	0.1875	0.1533	3,757	-0.32	2,461,888
USD	FUT. 10Y TRE 2W 03.25 CALL 13.12.24 BP 112,25 CBOT	USD	1	13/12/2024	Short Call	-25	0.2031	0.1379	3,258	-0.23	2,367,200
USD	FUT. 10Y TRE 2W 03.25 PUT 13.12.24 BP 108,25 CBOT	USD	1	13/12/2024	Short Put	-25	0.0313	0.1536	3,627	0.04	2,367,200
USD	FUTURE 10Y TREA 03.25 CALL 27.12.24 BP 112,75 CBOT	USD	1	27/12/2024	Short Call	-25	0.2344	0.1536	3,663	-0.21	2,367,200
USD	FUTURE 10Y TREA 03.25 PUT 27.12.24 BP 108,25 CBOT	USD	1	27/12/2024	Short Put	-25	0.0781	0.1379	3,290	0.08	2,367,200
<b>Total</b>									<b>20,970</b>	<b>-0.11</b>	<b>14,392,576</b>

# Portfolio Allocation - Options

7orca Vega RETURN I (29/11/2024)

Basis	Name	CCY	Size	Maturity	Call/Put	Nominal	Price	Cost	Premium	Delta Pos.	Nom.Exp.
USD	F FX EUR/USD 2PM 12.24 CALL 06.12.24 BP 1,105 CME	USD	125000	06/12/2024	Short Call	-8	0.0001	0.0014	1,270	-0.26	946,880
USD	F FX EUR/USD 2PM 12.24 PUT 06.12.24 BP 1,06 CME	USD	125000	06/12/2024	Short Put	-8	0.0072	0.0017	1,547	0.58	946,880
USD	F FX EUR/USD W 03.25 CALL 13.12.24 BP 1,0825 CME	USD	125000	13/12/2024	Short Call	-8	0.0012	0.0022	2,054	-0.15	946,880
USD	F FX EUR/USD 2PM W 03.25 PUT 13.12.24 BP 1,035 CME	USD	125000	13/12/2024	Short Put	-8	0.0009	0.0017	1,582	0.09	946,880
USD	F FX EUR/USD W 03.25 CALL 20.12.24 BP 1,085 CME	USD	125000	20/12/2024	Short Call	-8	0.0017	0.0015	1,401	-0.16	946,880
USD	F FX EUR/USD W 03.25 PUT 20.12.24 BP 1,03 CME	USD	125000	20/12/2024	Short Put	-8	0.0011	0.0020	1,877	0.08	946,880
USD	F FX EUR/USD W 03.25 CALL 27.12.24 BP 1,085 CME	USD	125000	27/12/2024	Short Call	-8	0.0020	0.0019	1,773	-0.21	946,880
USD	F FX EUR/USD W 03.25 PUT 27.12.24 BP 1,035 CME	USD	125000	27/12/2024	Short Put	-8	0.0020	0.0023	2,152	0.13	946,880
<b>Total</b>									<b>13,656</b>	<b>0.01</b>	<b>7,575,040</b>
USD	F FX GBP/USD 2PM 12.24 CALL 06.12.24 BP 131,50 CME	USD	625	06/12/2024	Short Call	-12	0.0100	0.1787	1,248	-0.02	710,160
USD	F FX GBP/USD 2PM 12.24 PUT 06.12.24 BP 125,00 CME	USD	625	06/12/2024	Short Put	-12	0.0600	0.2045	1,429	0.31	710,160
USD	F FX GBP/USD W 03.25 CALL 13.12.24 BP 130,75 CME	USD	625	13/12/2024	Short Call	-12	0.0100	0.1645	1,163	-0.05	710,160
USD	F FX GBP/USD W 03.25 PUT 13.12.24 BP 125,00 CME	USD	625	13/12/2024	Short Put	-12	0.2000	0.2645	1,870	0.15	710,160
USD	F FX GBP/USD W 03.25 CALL 20.12.24 BP 129,50 CME	USD	625	20/12/2024	Short Call	-12	0.1800	0.1845	1,307	-0.19	710,160
USD	F FX GBP/USD W 03.25 PUT 20.12.24 BP 123,00 CME	USD	625	20/12/2024	Short Put	-12	0.0800	0.2045	1,449	0.07	710,160
USD	F FX GBP/USD W 03.25 PUT 27.12.24 BP 122,50 CME	USD	625	27/12/2024	Short Put	-12	0.0800	0.2245	1,607	0.06	710,160
USD	F FX GBP/USD W 03.25 CALL 27.12.24 BP 128,50 CME	USD	625	27/12/2024	Short Call	-12	0.4200	0.2145	1,535	-0.34	710,160
<b>Total</b>									<b>11,608</b>	<b>0.00</b>	<b>5,681,280</b>

# Portfolio Allocation - Options

7orca Vega RETURN I (29/11/2024)

Basis	Name	CCY	Size	Maturity	Call/Put	Nominal	Price	Cost	Premium	Delta Pos.	Nom.Exp.
USD	F FX JPY/USD 2PM 12.24 CALL 06.12.24 BP 67,50 CME	USD	1250	06/12/2024	Short Call	-14	0.1700	0.1973	3,193	-0.34	1,657,040
USD	F FX JPY/USD 2PM 12.24 PUT 06.12.24 BP 63,50 CME	USD	1250	06/12/2024	Short Put	-14	0.0100	0.1273	2,060	0.01	1,657,040
USD	F FX JPY/USD W 03.25 CALL 13.12.24 BP 67,25 CME	USD	1250	13/12/2024	Short Call	-13	0.7000	0.1573	2,416	-0.62	1,538,680
USD	F FX JPY/USD 2PM W 03.25 PUT 13.12.24 BP 63,25 CME	USD	1250	13/12/2024	Short Put	-13	0.0050	0.1173	1,802	0.01	1,538,680
USD	F FX JPY/USD W 03.25 CALL 20.12.24 BP 68,50 CME	USD	1250	20/12/2024	Short Call	-13	0.4500	0.1973	3,050	-0.37	1,538,680
USD	F FX JPY/USD W 03.25 PUT 20.12.24 BP 63,50 CME	USD	1250	20/12/2024	Short Put	-13	0.0100	0.1473	2,277	0.02	1,538,680
USD	F FX JPY/USD W 03.25 CALL 27.12.24 BP 70,50 CME	USD	1250	27/12/2024	Short Call	-13	0.1500	0.1673	2,574	-0.10	1,538,680
USD	F FX JPY/USD W 03.25 PUT 27.12.24 BP 65,50 CME	USD	1250	27/12/2024	Short Put	-13	0.1800	0.1773	2,727	0.17	1,538,680
<b>Total</b>									<b>20,099</b>	<b>-0.15</b>	<b>12,546,160</b>
USD	F FX AUD/USD 2PM 12.24 PUT 06.12.24 BP 63,50 CME	USD	1000	06/12/2024	Short Put	-15	0.0150	0.1466	2,048	0.04	1,420,320
USD	F FX AUD/USD 2PM 12.24 CALL 06.12.24 BP 67,50 CME	USD	1000	06/12/2024	Short Call	-15	0.0100	0.1166	1,629	-0.01	1,420,320
USD	F FX AUD/USD 2PM W 03.25 PUT 13.12.24 BP 63,50 CME	USD	1000	13/12/2024	Short Put	-15	0.0600	0.1666	2,355	0.10	1,420,320
USD	F FX AUD/USD W 03.25 CALL 13.12.24 BP 67,25 CME	USD	1000	13/12/2024	Short Call	-15	0.0200	0.1466	2,073	-0.05	1,420,320
USD	F FX AUD/USD W 03.25 CALL 20.12.24 BP 67,00 CME	USD	1000	20/12/2024	Short Call	-15	0.0800	0.1466	2,077	-0.13	1,420,320
USD	F FX AUD/USD W 03.25 PUT 20.12.24 BP 63,00 CME	USD	1000	20/12/2024	Short Put	-15	0.0700	0.1466	2,077	0.10	1,420,320
USD	F FX AUD/USD W 03.25 CALL 27.12.24 BP 66,75 CME	USD	1000	27/12/2024	Short Call	-15	0.1400	0.1166	1,668	-0.18	1,420,320
USD	F FX AUD/USD W 03.25 PUT 27.12.24 BP 63,00 CME	USD	1000	27/12/2024	Short Put	-15	0.0900	0.1866	2,670	0.11	1,420,320
<b>Total</b>									<b>16,597</b>	<b>0.00</b>	<b>11,362,560</b>



# Portfolio Allocation - Options

7orca Vega RETURN I (29/11/2024)

Basis	Name	CCY	Size	Maturity	Call/Put	Nominal	Price	Cost	Premium	Delta Pos.	Nom.Exp.
USD	FUTURE FX CAD/USD 12.24 PUT 06.12.24 BP 71,00 CME	USD	1000	06/12/2024	Short Put	-16	0.0900	0.0766	1,133	0.22	1,515,008
USD	FUTURE FX CAD/USD 12.24 CALL 06.12.24 BP 73,50 CME	USD	1000	06/12/2024	Short Call	-16	0.0050	0.0466	689	-0.02	1,515,008
USD	FUT FX CAD/USD W 03.25 CALL 13.12.24 BP 72,75 CME	USD	1000	13/12/2024	Short Call	-15	0.0200	0.0766	1,086	-0.10	1,420,320
USD	FUT FX CAD/USD WEEK03.25 PUT 13.12.24 BP 70,50 CME	USD	1000	13/12/2024	Short Put	-15	0.0500	0.1066	1,512	0.10	1,420,320
USD	FUT FX CAD/USD W 03.25 CALL 20.12.24 BP 73,25 CME	USD	1000	20/12/2024	Short Call	-15	0.0150	0.0666	950	-0.06	1,420,320
USD	FUT FX CAD/USD W 03.25 PUT 20.12.24 BP 70,50 CME	USD	1000	20/12/2024	Short Put	-15	0.0900	0.0766	1,093	0.16	1,420,320
USD	FUT FX CAD/USD W 03.25 PUT 27.12.24 BP 70,25 CME	USD	1000	27/12/2024	Short Put	-16	0.0700	0.0866	1,312	0.05	1,515,008
USD	FUT FX CAD/USD W 03.25 CALL 27.12.24 BP 72,75 CME	USD	1000	27/12/2024	Short Call	-16	0.0700	0.0566	857	-0.18	1,515,008
<b>Total</b>									<b>8,632</b>	<b>0.02</b>	<b>11,741,312</b>

# Portfolio Allocation - Futures

7orca Vega RETURN I (29/11/2024)

Basis	Name	CCY	Size	Maturity	Nominal	Price	Cost	Exposure
JPY	FUTURE CROSS RATE EUR/JPY 16.12.24 CME	JPY	125000	16/12/2024	1	158.4300	154.9439	124,870
<b>Total</b>								<b>124,870</b>
USD	FUTURE CROSS RATE JPY/USD 16.12.24 CME	USD	1250	16/12/2024	2	66.7050	66.8227	157,904
USD	FUTURE CROSS RATE EUR/USD 16.12.24 CME	USD	125000	16/12/2024	6	1.0567	1.0600	750,426
<b>Total</b>								<b>908,330</b>


# Contacts

---

7orca Asset Management AG  
Am Sandtorkai 77  
20457 Hamburg, Germany  
[www.7orca.com](http://www.7orca.com)  
Phone: +49 40 33 460 46 0

Tindaro Siragusano, CEO  
E-Mail: [tindaro.siragusano@7orca.com](mailto:tindaro.siragusano@7orca.com)  
Phone: +49 40 33 460 46 10

Sven O. Müller, Head of Relationship Management  
E-Mail: [sven.mueller@7orca.com](mailto:sven.mueller@7orca.com)  
Phone: +49 40 33 460 46 13



# Disclaimer

---

1) The investment strategy presented in this document is aimed exclusively at professional investors according to the German Securities Trading Act (WpHG) and can only be implemented for such investors (typically in a fund structure). All assumptions, forecasts and information are based on the standardised set-up of the 7orca Vega Return strategy, which was implemented at average market costs. Further information on this standard investment process can be found in the Generic RfP, which is available from 7orca Asset Management AG upon request. Due to the different investor needs and situations as well as the resulting specific pricing, further individual costs for administration and custody are not taken into account. However, 7orca Asset Management AG will be pleased to provide you with a specific offer that reflects your individual requirements and conditions. Past performance is not a reliable indicator of future results. All information in this document has been compiled to the best of our knowledge based on the data available to us. However, no civil liability can be assumed in this respect. References to specific financial instruments are purely exemplary and should under no circumstances be construed as recommendations in the sense of investment advice. A publication of 7orca Asset Management AG.

2) Source: Universal Investment Gesellschaft mbH. 7orca Vega Return investment fund, share class I: Past performance is not a reliable indicator of future results. The performance calculation is based on the BVI method (not including front end loads). In addition, the investment result may be reduced by the individual deposit costs accrued.

3) This marketing communication is aimed at professional investors according to the German Securities Trading Act (WpHG) and is not suitable for private clients. This communication has been prepared to the best of our knowledge and based on the data available to us. However, no civil liability can be assumed in this respect. The sole basis for the acquisition of shares is the respective sales documents (key investor information, sales prospectus, annual and semi-annual report). The sales documents are available free of charge from 7orca Asset Management AG, the depository or from Universal-Investment-Gesellschaft mbH at [www.universal-investment.com](http://www.universal-investment.com). A publication of 7orca Asset Management AG.

DJ EuroStoxx 50 Index © 2022 STOXX Limited. All rights reserved. The name and content herein are the copyright of STOXX Limited and/or its content providers. Their accuracy, completeness or validity cannot be guaranteed. Hang Seng Index © 2022 Hang Seng Indexes Company Limited. All rights reserved. The name and content herein are the copyright of Hang Seng Indexes Company Limited and/or its content providers. Their accuracy, completeness or validity cannot be guaranteed. S&P500 index © 2022 Standard Poor's Cooperation. All rights reserved. The name and content herein is the copyright of Standard Poor's Corporation and/or its content providers. Their accuracy, completeness or validity cannot be guaranteed. Nikkei225 Index © 2022 Index Business Office, Nikkei Inc All rights reserved. The name and content are the copyright of Index Business Office, Nikkei Inc and/or its content providers. Their accuracy, completeness or validity cannot be guaranteed. SMI Index © 2022 SIX Group Ltd All rights reserved. The name and content are the copyright of SIX Group Ltd and/or its content providers. Their accuracy, completeness or validity cannot be guaranteed.

7orcaAsset Management AG as of 10/12/2024