

Zorca Vega INCOME I

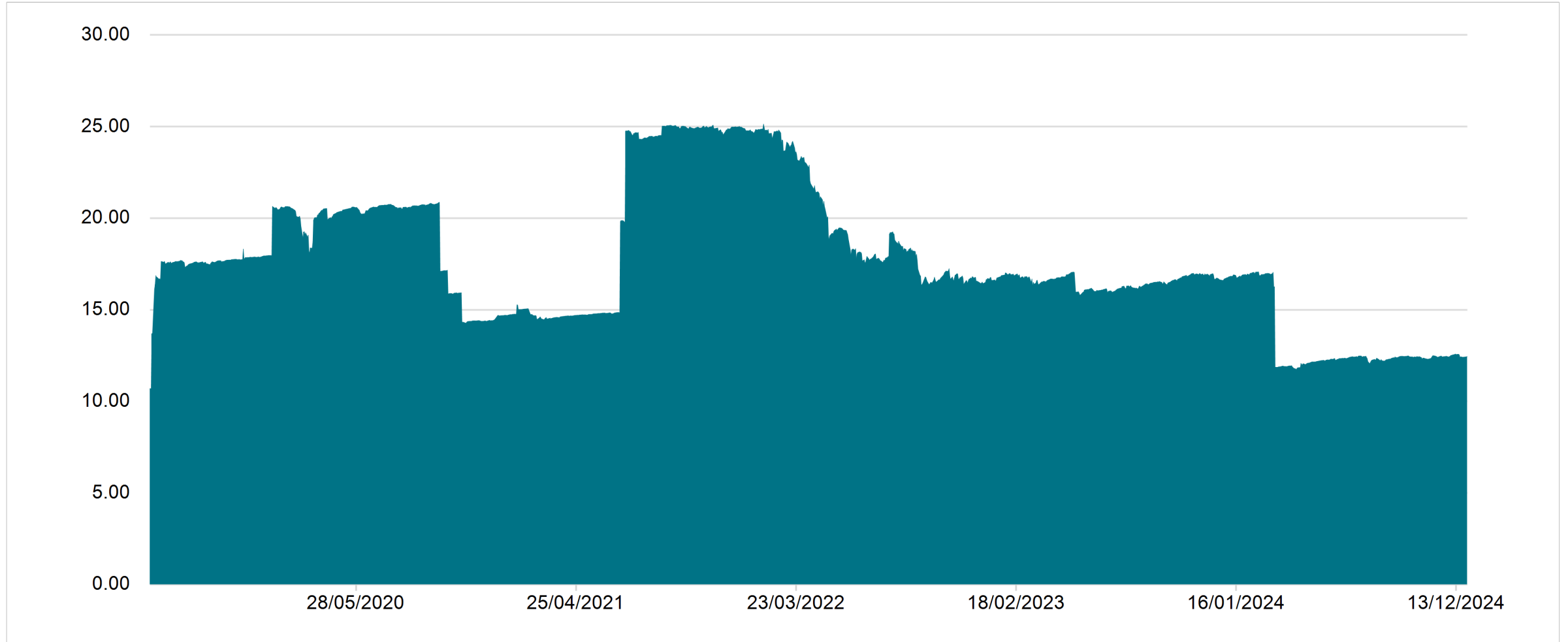
Reporting as of 31/12/2024

January 2025

Zorca
ASSET MANAGEMENT AG

Fund Volume since Inception¹

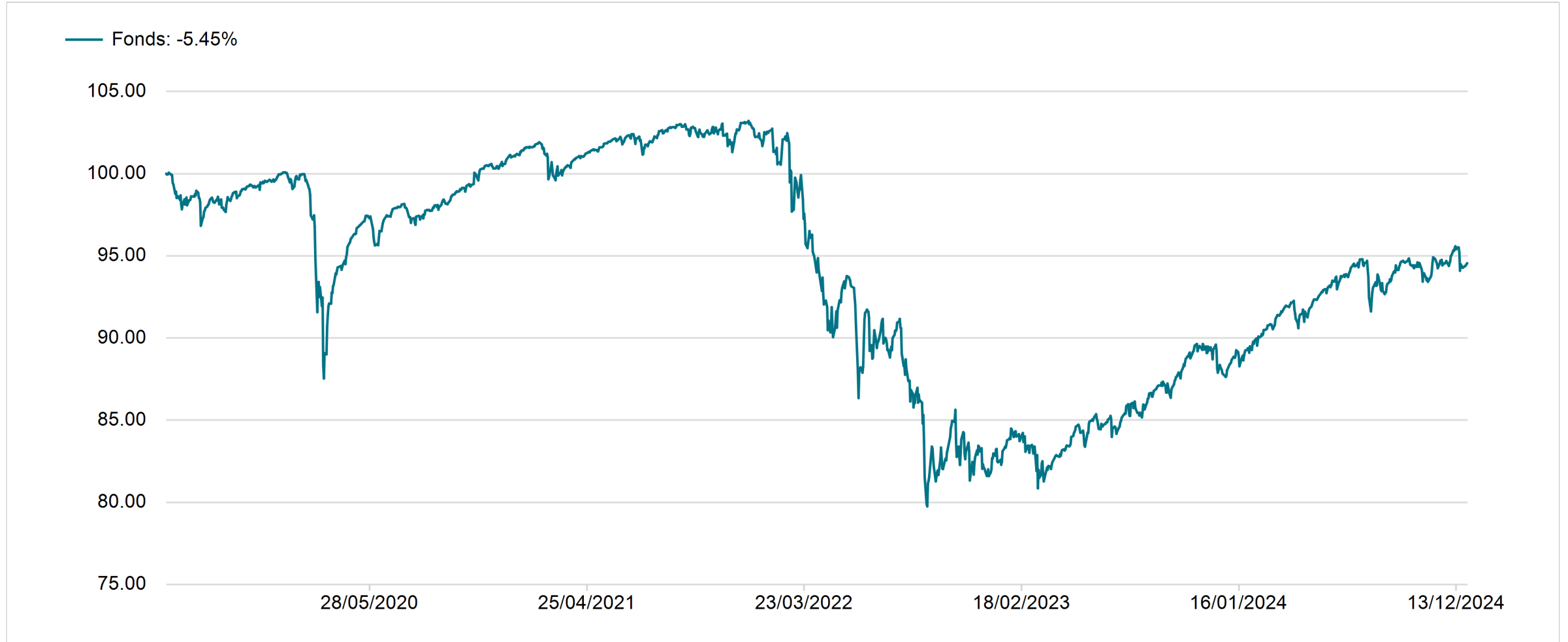
7orca Vega INCOME: EUR 12.45m (22/07/2019 - 30/12/2024)



Source: Universal-Investment-Gesellschaft mbH. 7orca Asset Management AG.

Performance since Inception¹

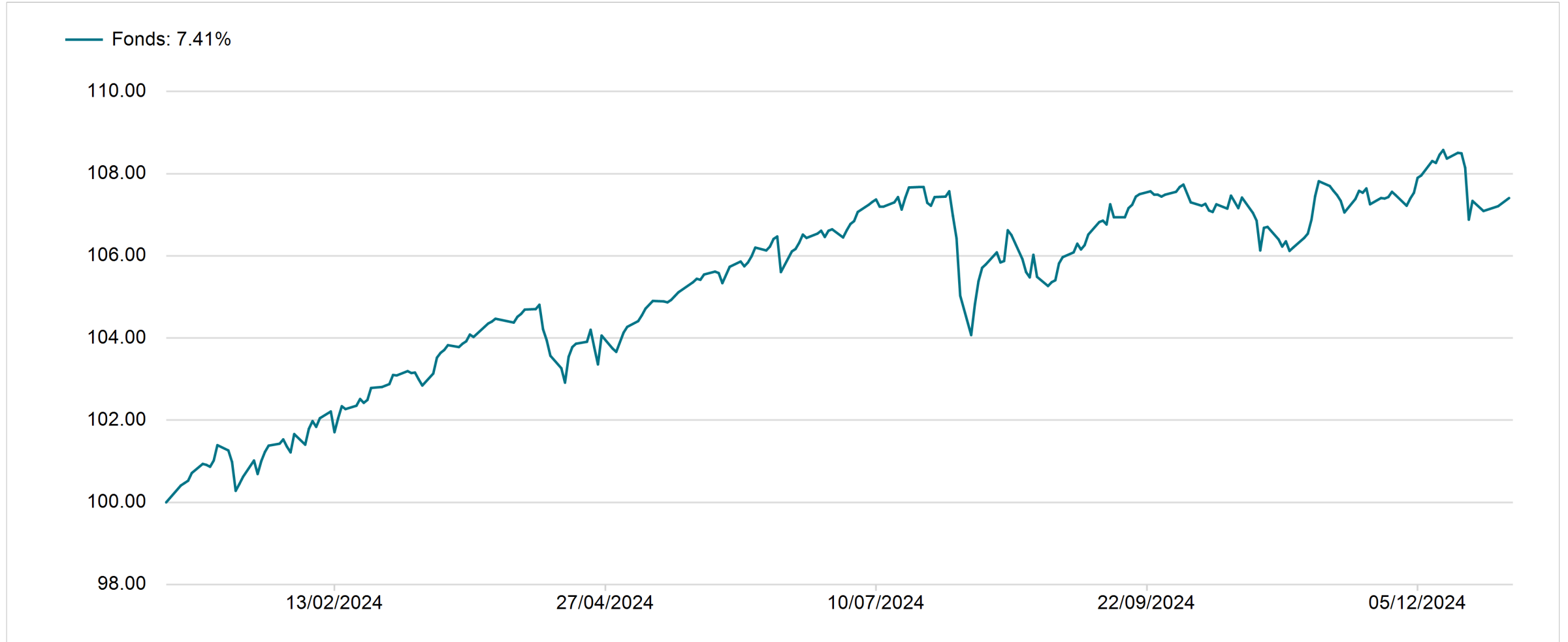
7orca Vega INCOME I (22/07/2019 - 30/12/2024)



Source: Universal-Investment-Gesellschaft mbH. 7orca Asset Management AG.

Performance YTD

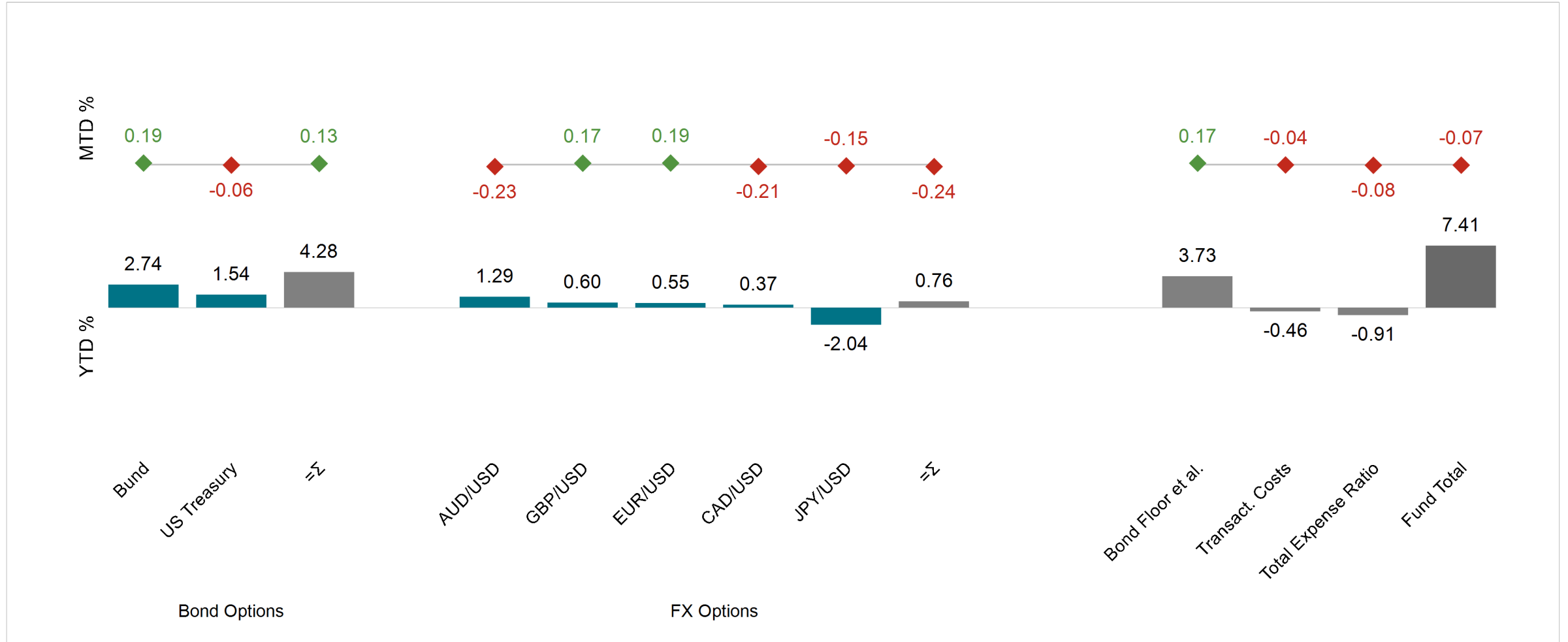
7orca Vega INCOME I (29/12/2023 - 30/12/2024)



Source: Universal-Investment-Gesellschaft mbH. 7orca Asset Management AG.

Performance Contribution¹

7orca Vega INCOME I Contribution to Return (02/01/2024 - 31/12/2024)



Source: Universal-Investment-Gesellschaft mbH, 7orca Asset Management AG.

*Total Expense Ratio pro rata temporis

Risk Figures since Inception

7orca Vega INCOME I monthly and annual return figures (22/07/2019 - 30/12/2024)

Year	Jan	Feb	Mar	Apr	May	Jun	Jul	Aug	Sep	Oct	Nov	Dec	Total
2019	-	-	-	-	-	-	-0.08%	-1.32%	-0.06%	+0.13%	+0.65%	+0.20%	-0.49%
2020	-0.44%	-1.63%	-4.81%	+3.56%	+1.38%	+0.21%	-0.37%	+0.53%	+0.91%	+0.68%	+1.29%	+0.40%	+1.49%
2021	+0.61%	-1.79%	+0.56%	+1.02%	+0.57%	+0.25%	-0.23%	+0.79%	-0.33%	-0.05%	-0.59%	+1.28%	+2.09%
2022	-0.45%	-0.80%	-5.21%	-5.65%	+2.81%	-2.57%	-2.08%	-2.13%	-6.68%	+2.73%	-0.81%	-1.82%	-20.86%
2023	+2.85%	-0.55%	-1.49%	+1.52%	+0.91%	+0.97%	+1.10%	+0.42%	+1.04%	+1.89%	+0.68%	-1.62%	+7.89%
2024	+1.36%	+1.72%	+1.33%	-0.77%	+2.00%	+0.86%	+0.31%	-0.94%	+1.50%	-1.34%	+1.28%	-0.07%	+7.41%

Risk Figures since Inception

Return p.a.	-1.02%
Volatility (12M)	4.34%
Max. Drawdown	-22.73%
Max. Drawdown Period (d)	1098
Sharpe Ratio	-0.14
MAR Ratio	-0.05
VaR 99% / 1d	0.80%

Performance Figures

MTD	-0.07%
YTD	7.41%
1 Year	7.41%
3 Years	-8.29%
5 Years	-5.11%
Since Inception	-5.45%

Figures Regulatory Reporting

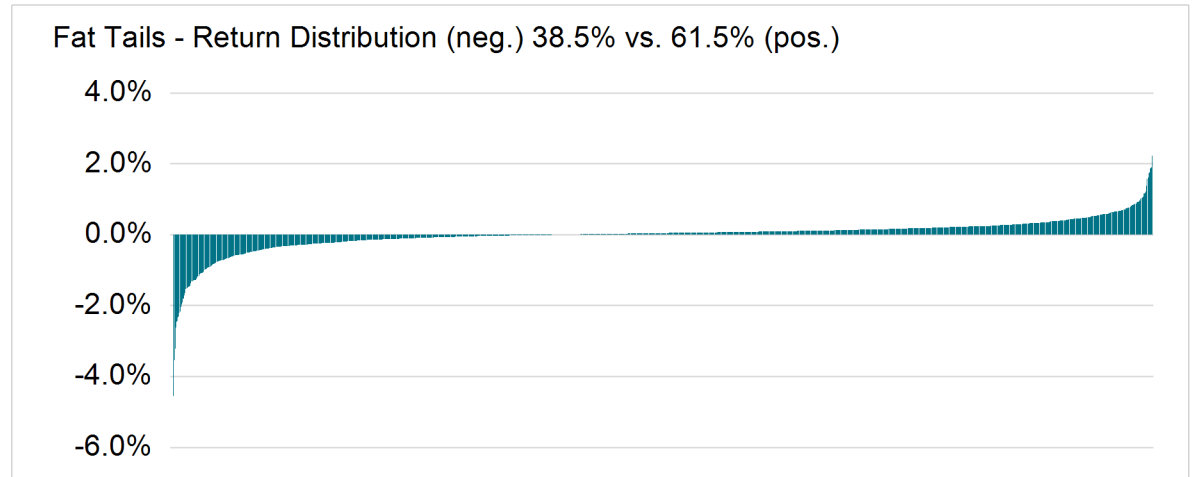
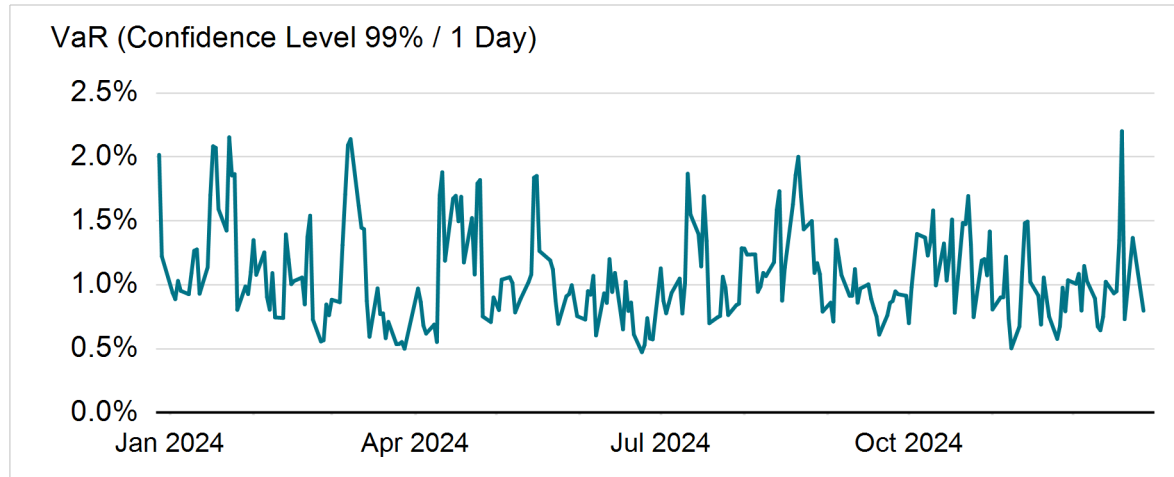
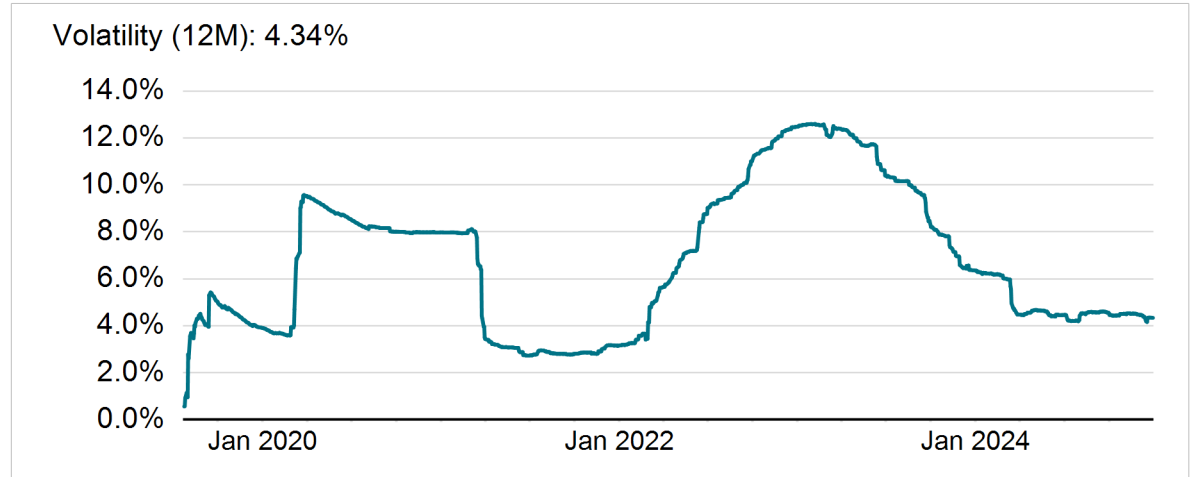
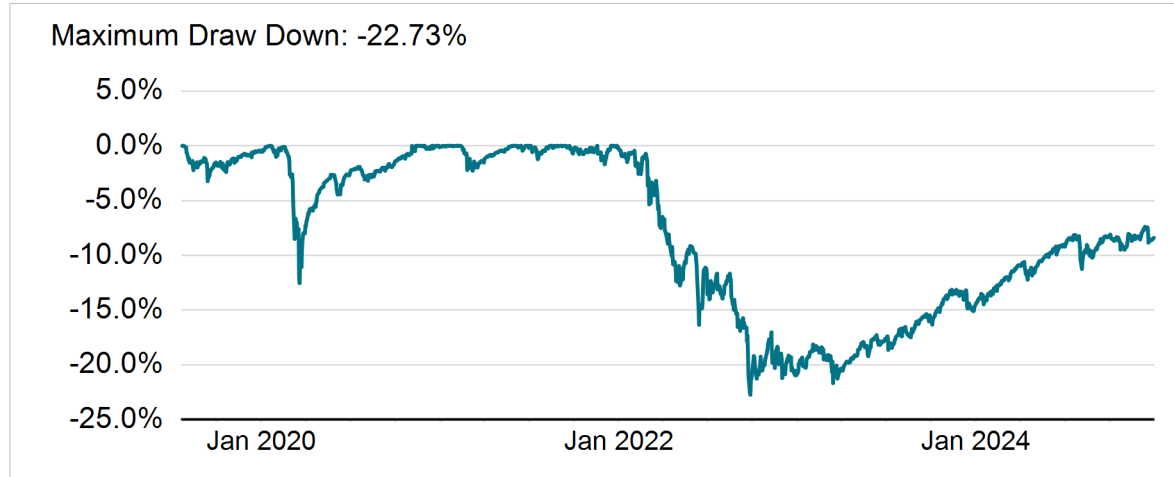
Risk weighted KSA	13.93%
Equity Item	0.00%
Stocks Financials	0.00%
Bonds Financials	0,00%
Outliers Backtest (VaR99%)	2

Fund Dividends

Last Dividend (EUR)	1.00 EUR
Dividend Yield	1.09%
Total Expense Ratio p.a.	0.71

Risk Figures since Inception¹

7orca Vega INCOME I (22/07/2019 - 30/12/2024)

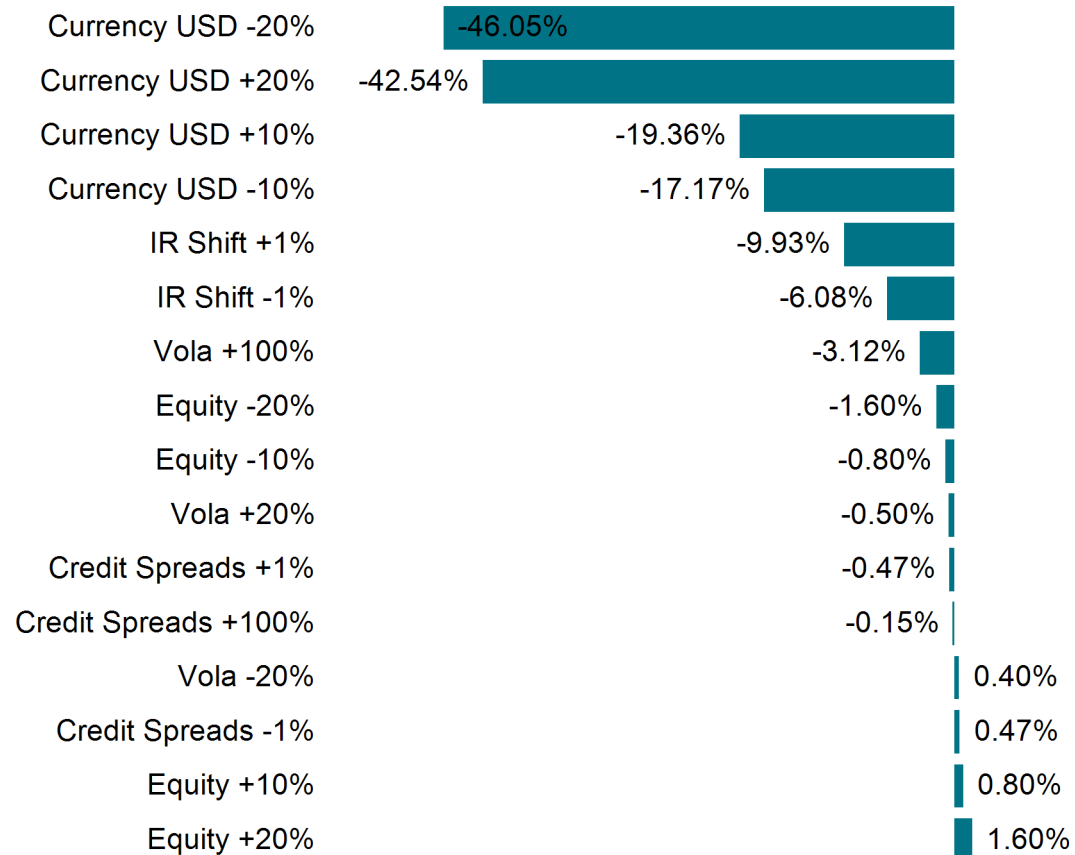


Source: Universal-Investment-Gesellschaft mbH. 7orca Asset Management AG.

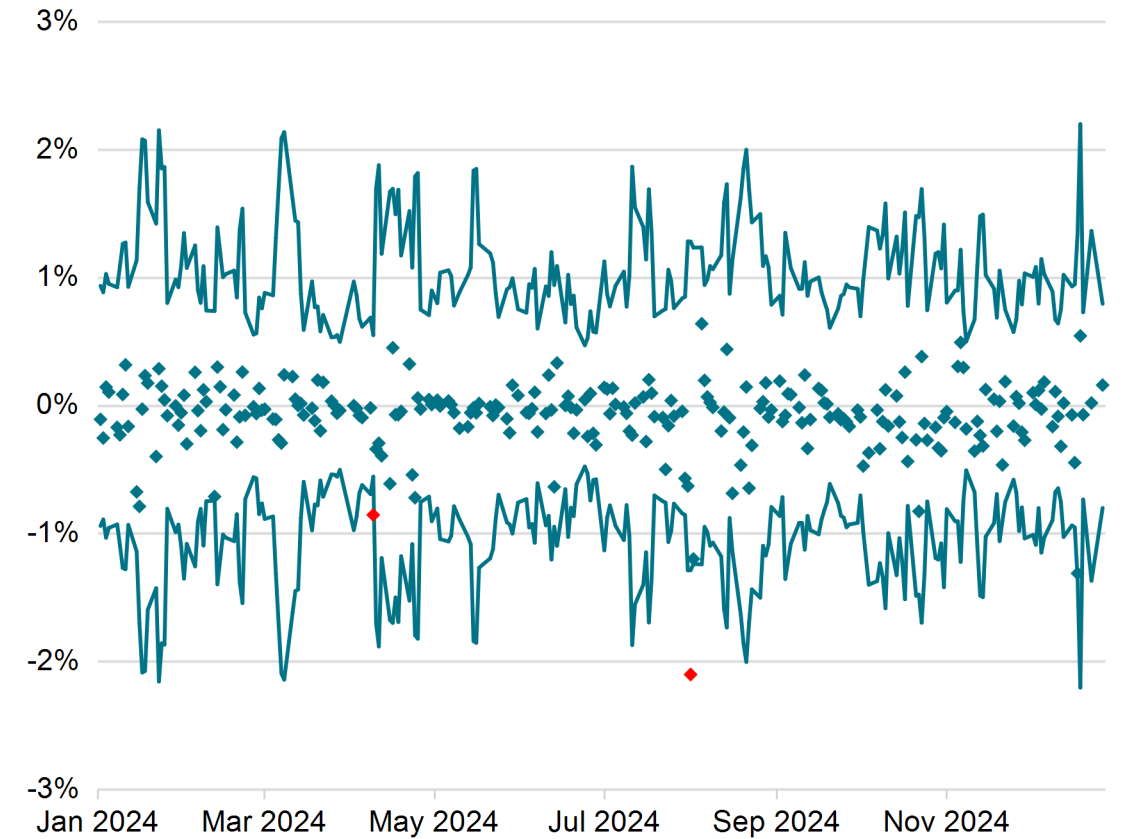
Risk Figures¹

7orca Vega INCOME I (30/12/2024)

Stress Test



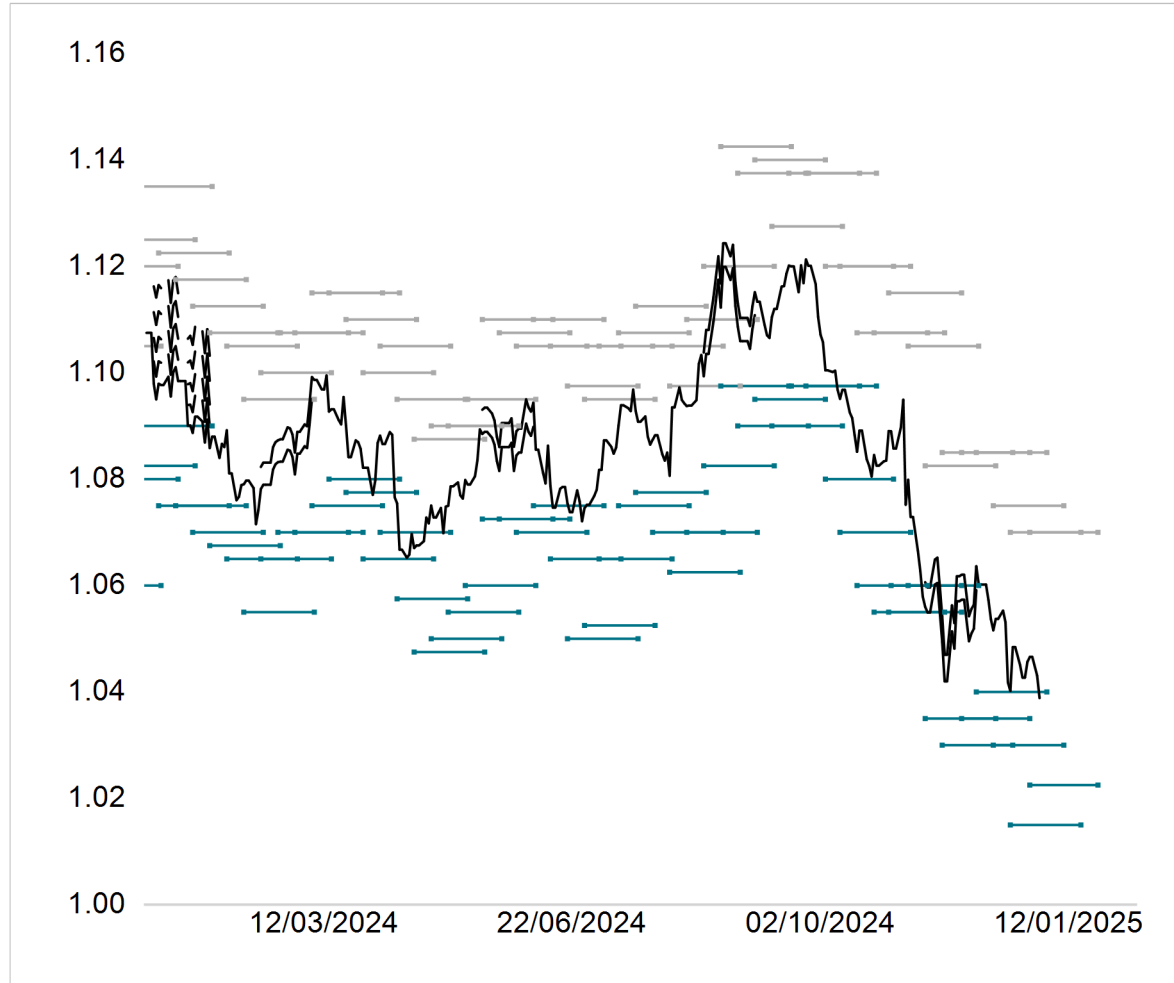
VaR Backtest (MaRisk 12M) and Outliers (red)



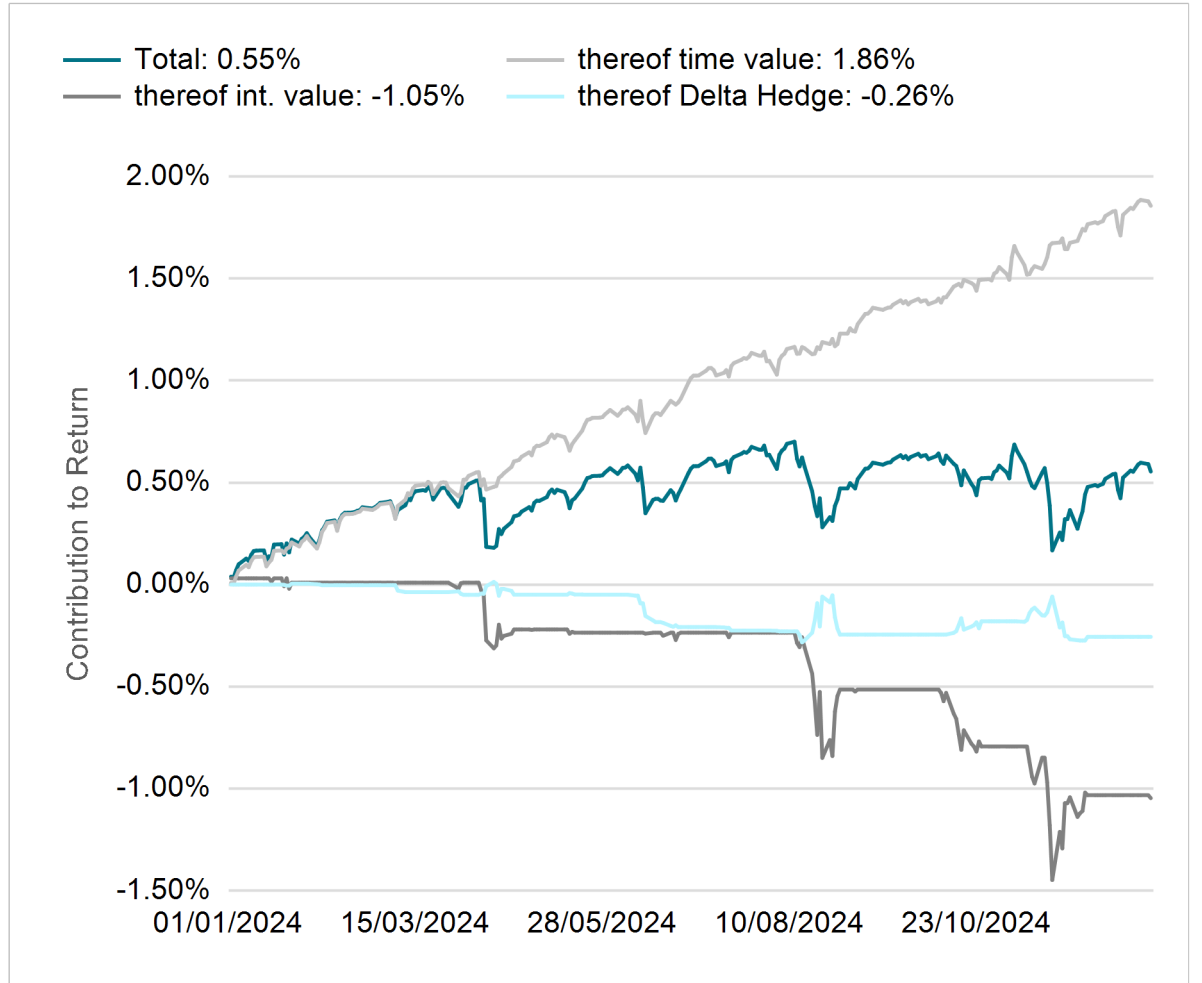
Source: Universal-Investment-Gesellschaft mbH. 7orca Asset Management AG.

Underlying EUR/USD Future¹

7orca Vega INCOME I: Option Positions (29/12/2023 - 31/12/2024)



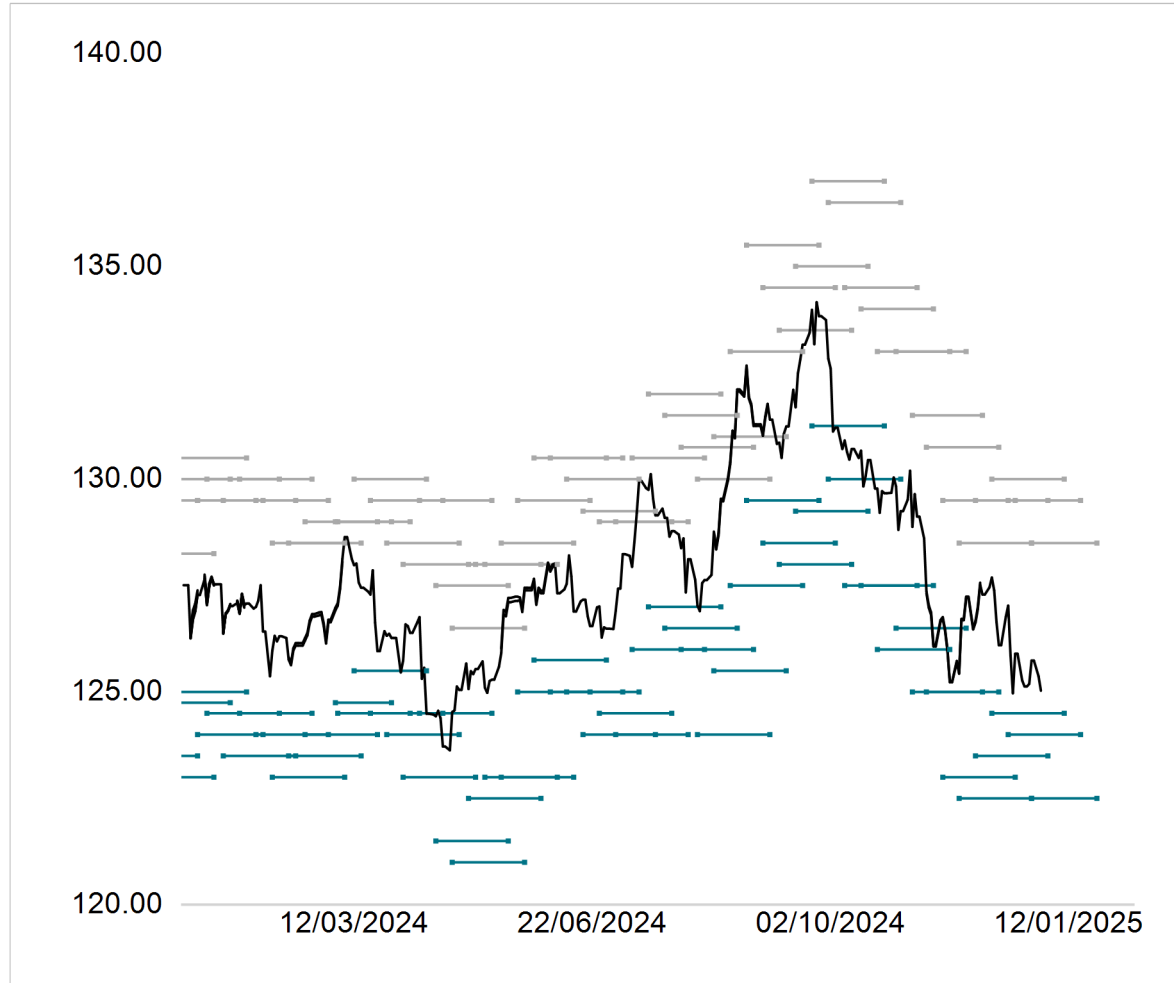
7orca Vega INCOME I: Contribution to Return (29/12/2023 - 31/12/2024)



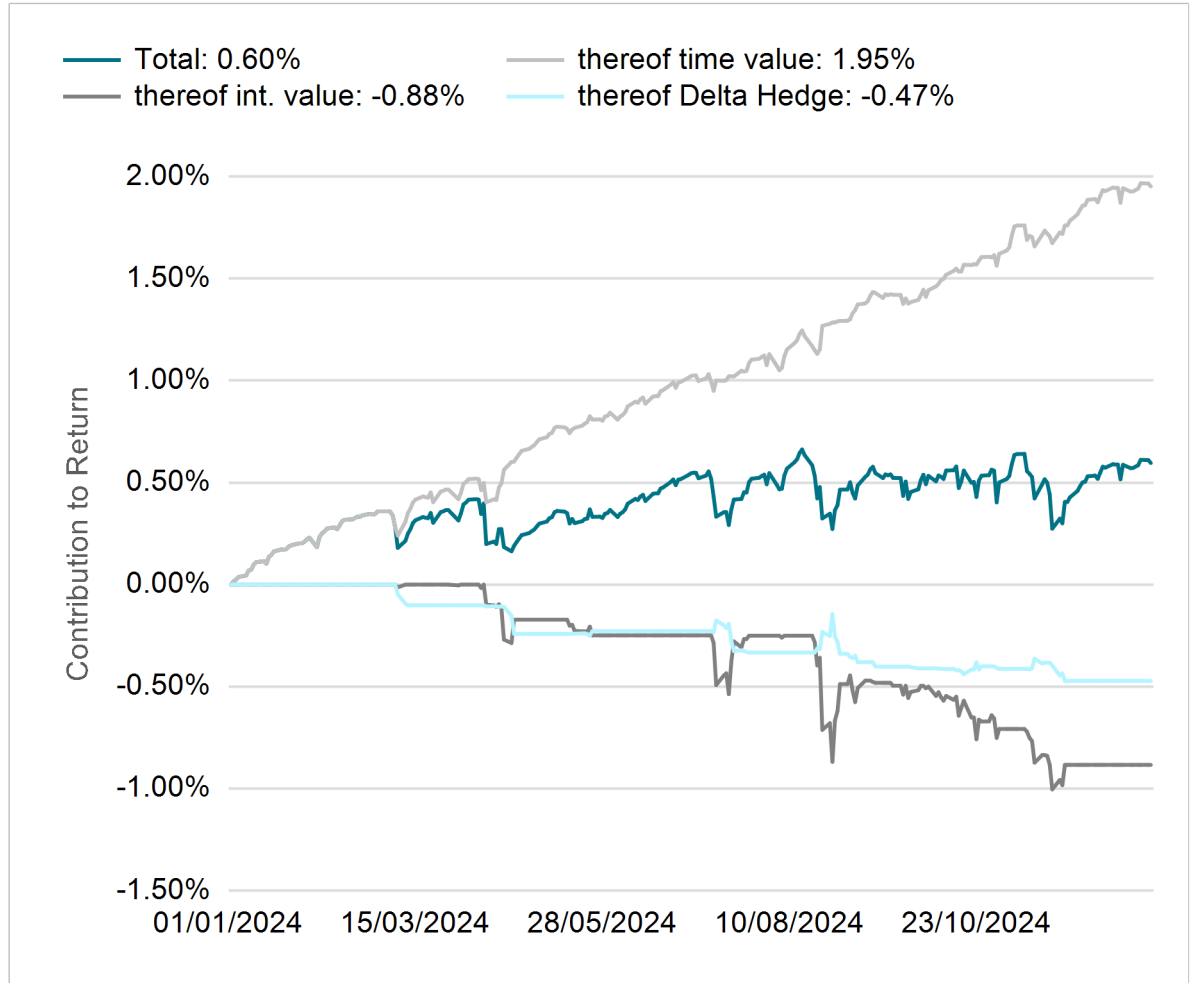
Source: Universal-Investment-Gesellschaft mbH. 7orca Asset Management AG.

Underlying GBP/USD Future¹

7orca Vega INCOME I: Option Positions (29/12/2023 - 31/12/2024)



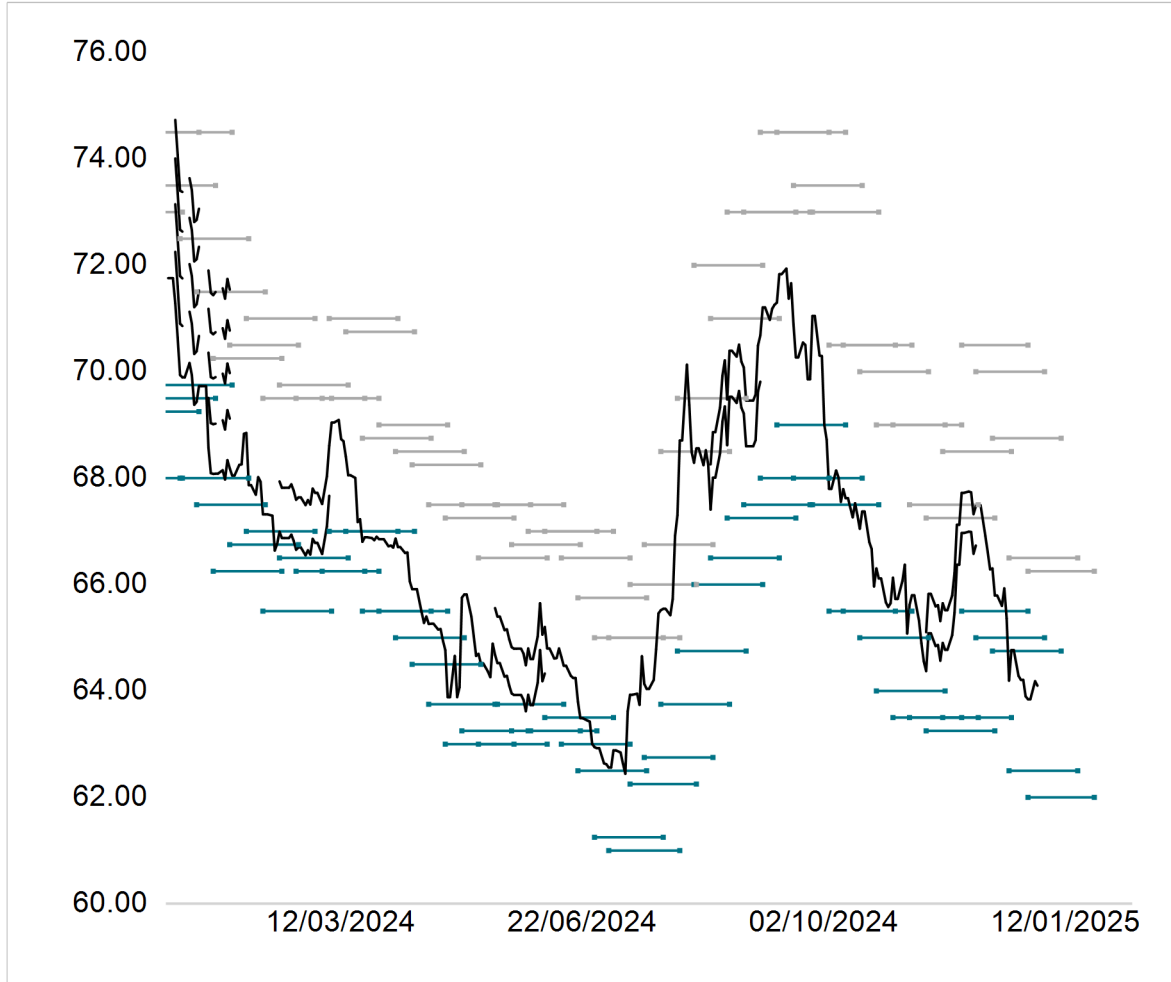
7orca Vega INCOME I: Contribution to Return (29/12/2023 - 31/12/2024)



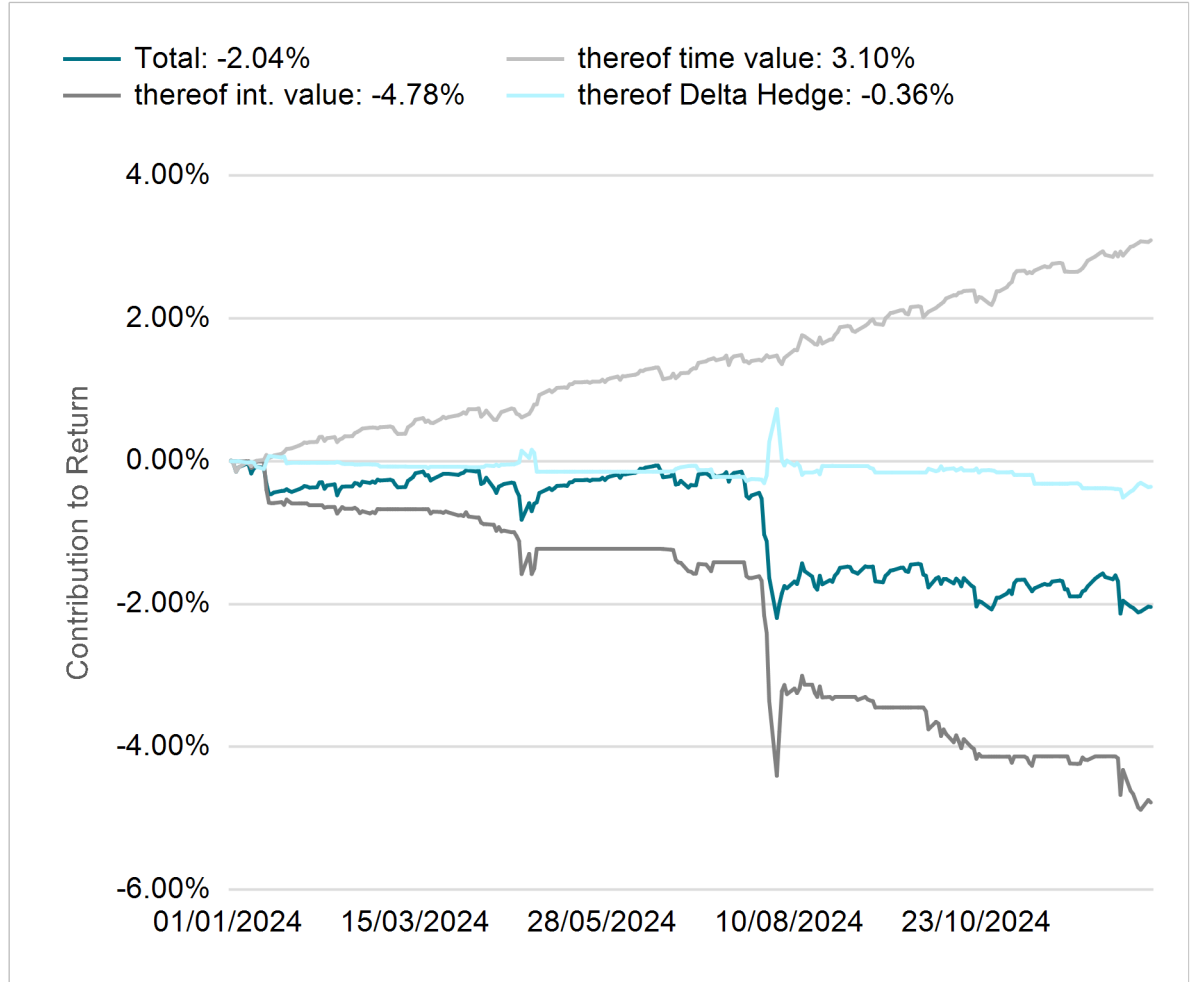
Source: Universal-Investment-Gesellschaft mbH. 7orca Asset Management AG.

Underlying JPY/USD Future¹

7orca Vega INCOME I: Option Positions (29/12/2023 - 31/12/2024)



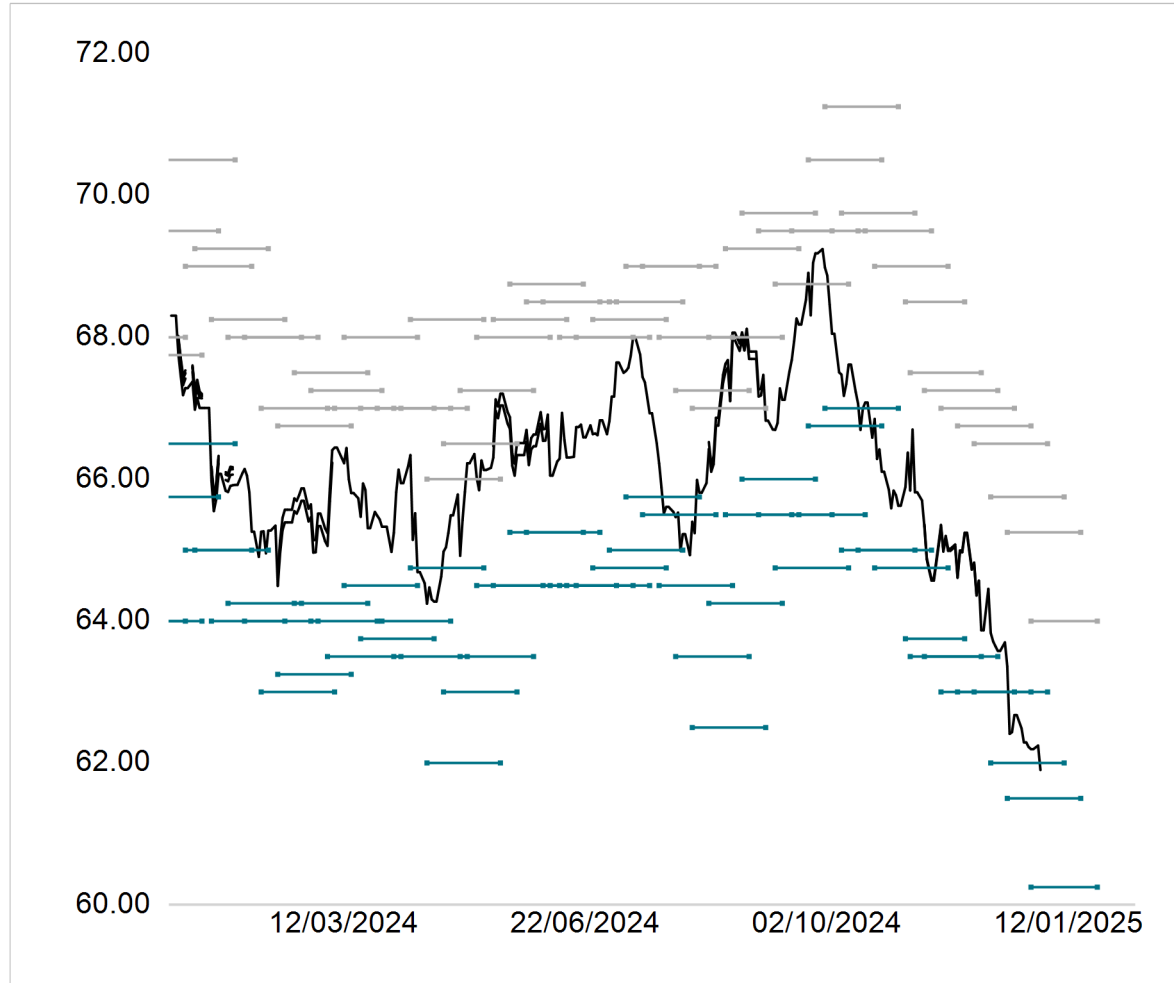
7orca Vega INCOME I: Contribution to Return (29/12/2023 - 31/12/2024)



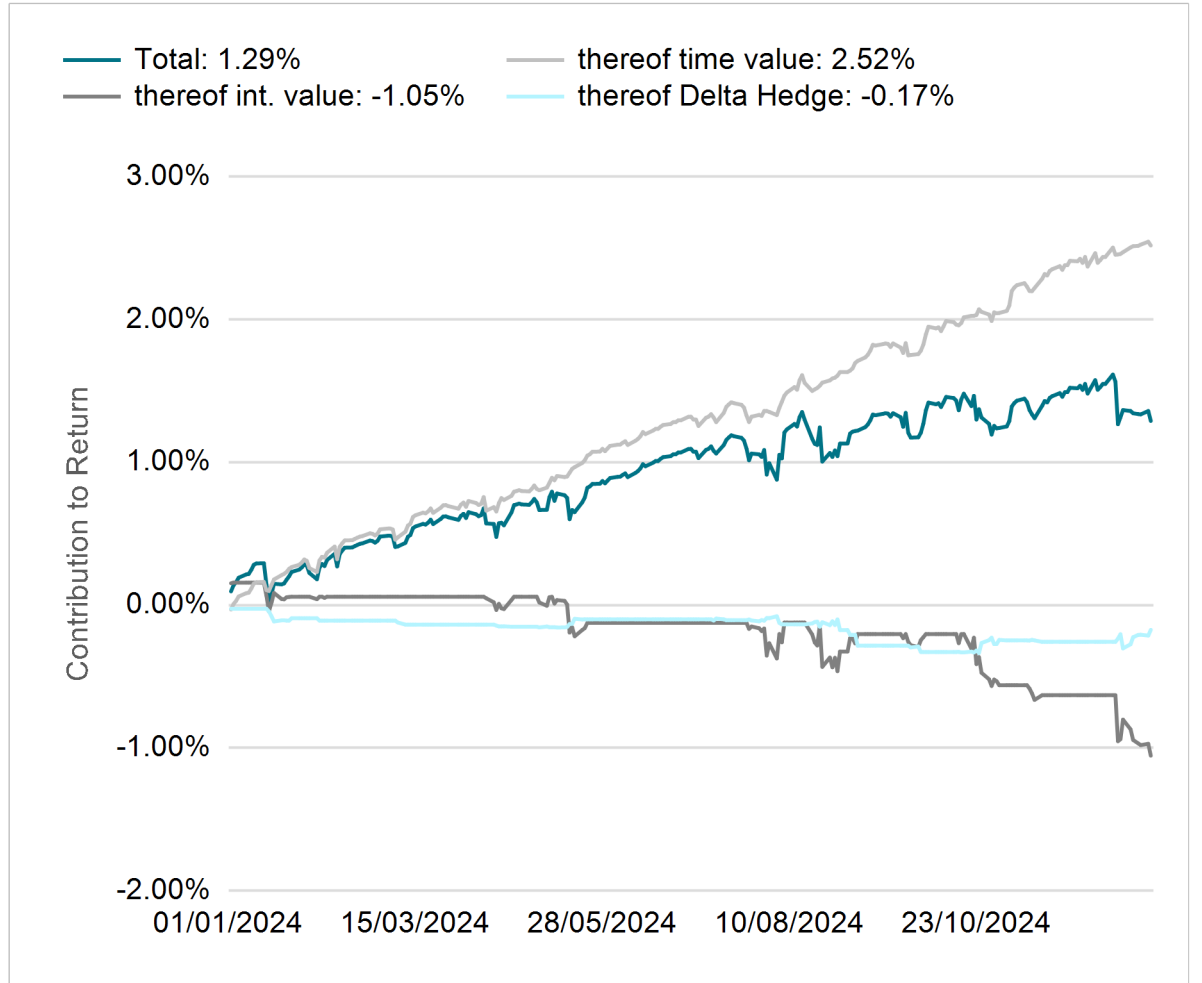
Source: Universal-Investment-Gesellschaft mbH, 7orca Asset Management AG.

Underlying AUD/USD Future¹

7orca Vega INCOME I: Option Positions (29/12/2023 - 31/12/2024)



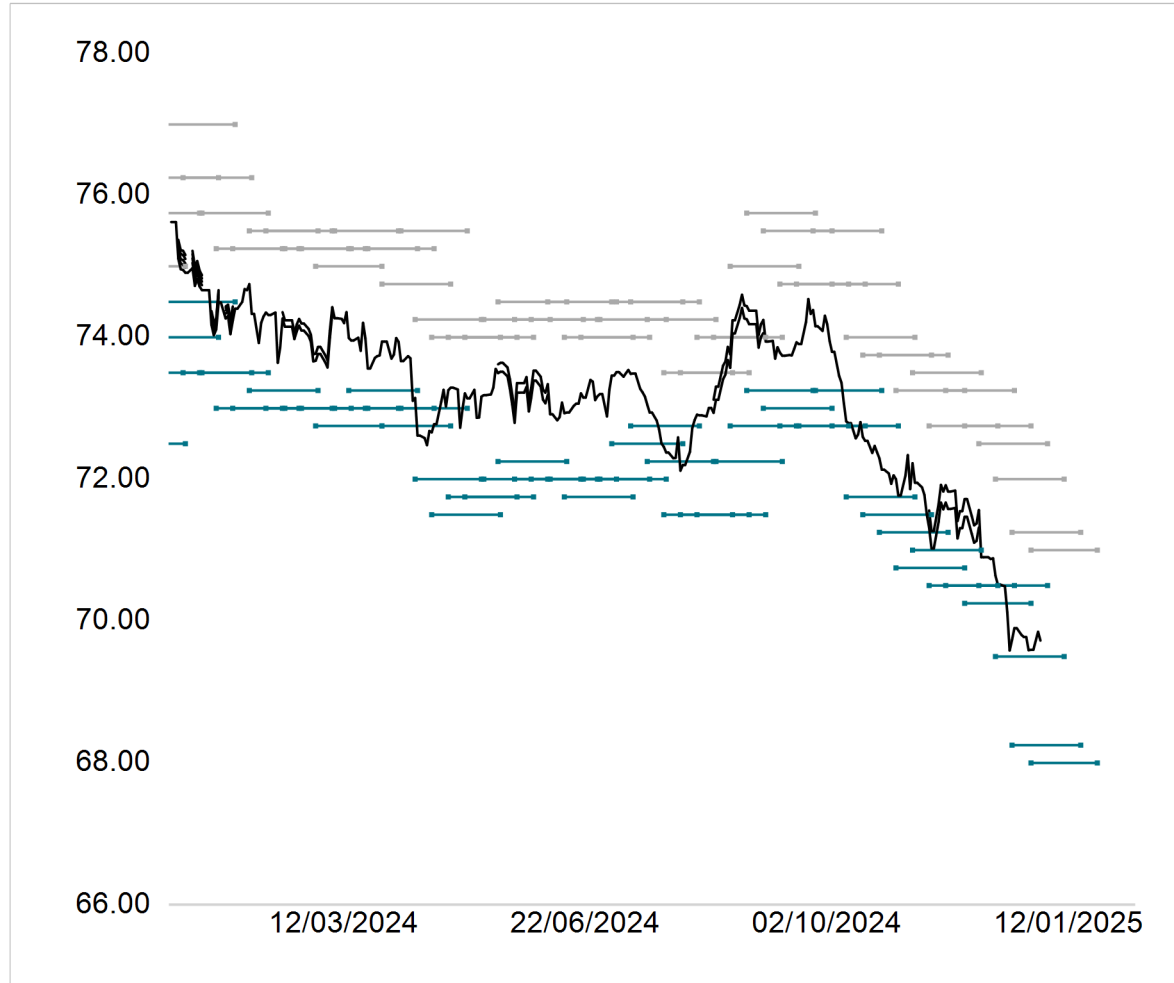
7orca Vega INCOME I: Contribution to Return (29/12/2023 - 31/12/2024)



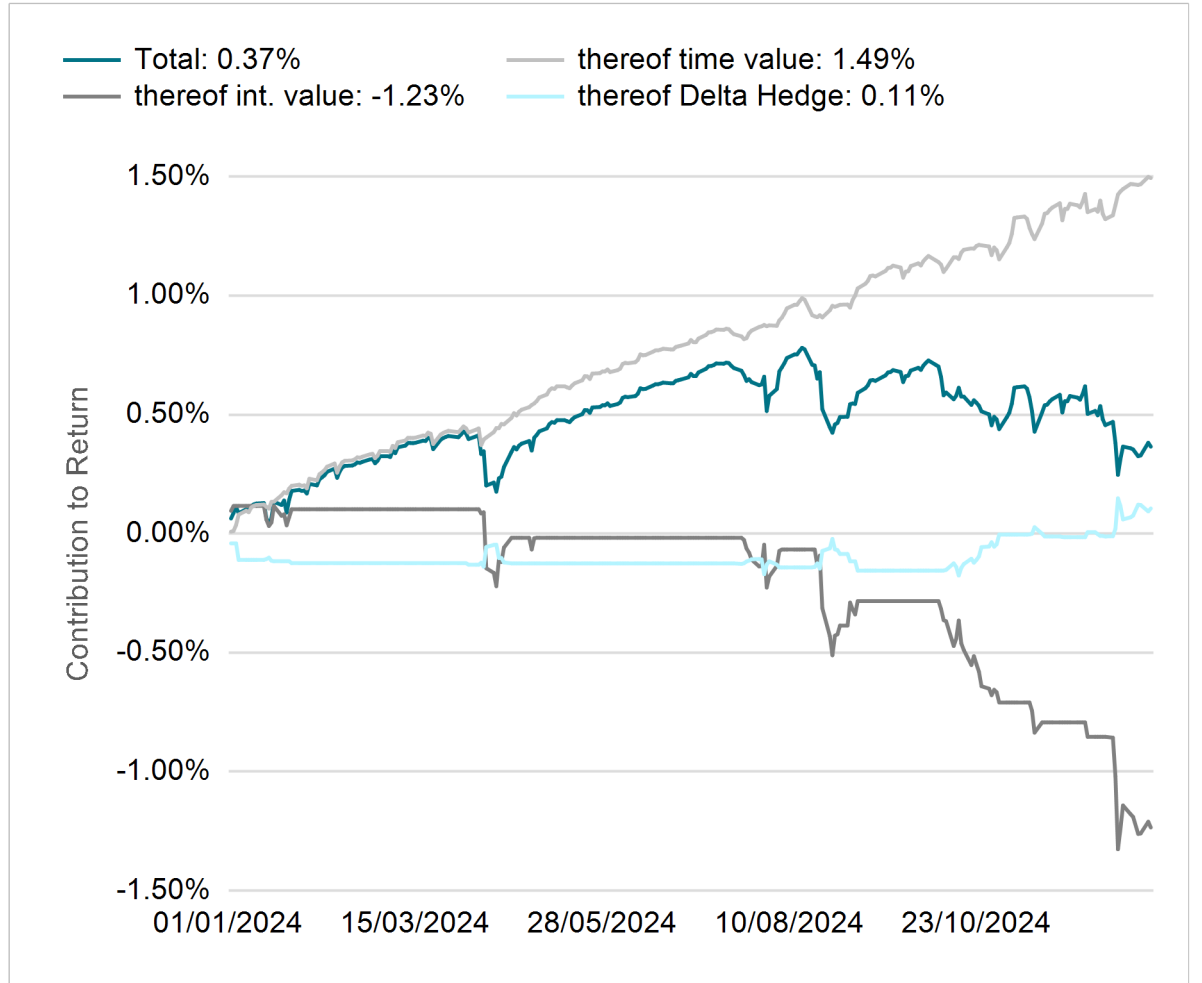
Source: Universal-Investment-Gesellschaft mbH, 7orca Asset Management AG.

Underlying CAD/USD Future¹

7orca Vega INCOME I: Option Positions (29/12/2023 - 31/12/2024)



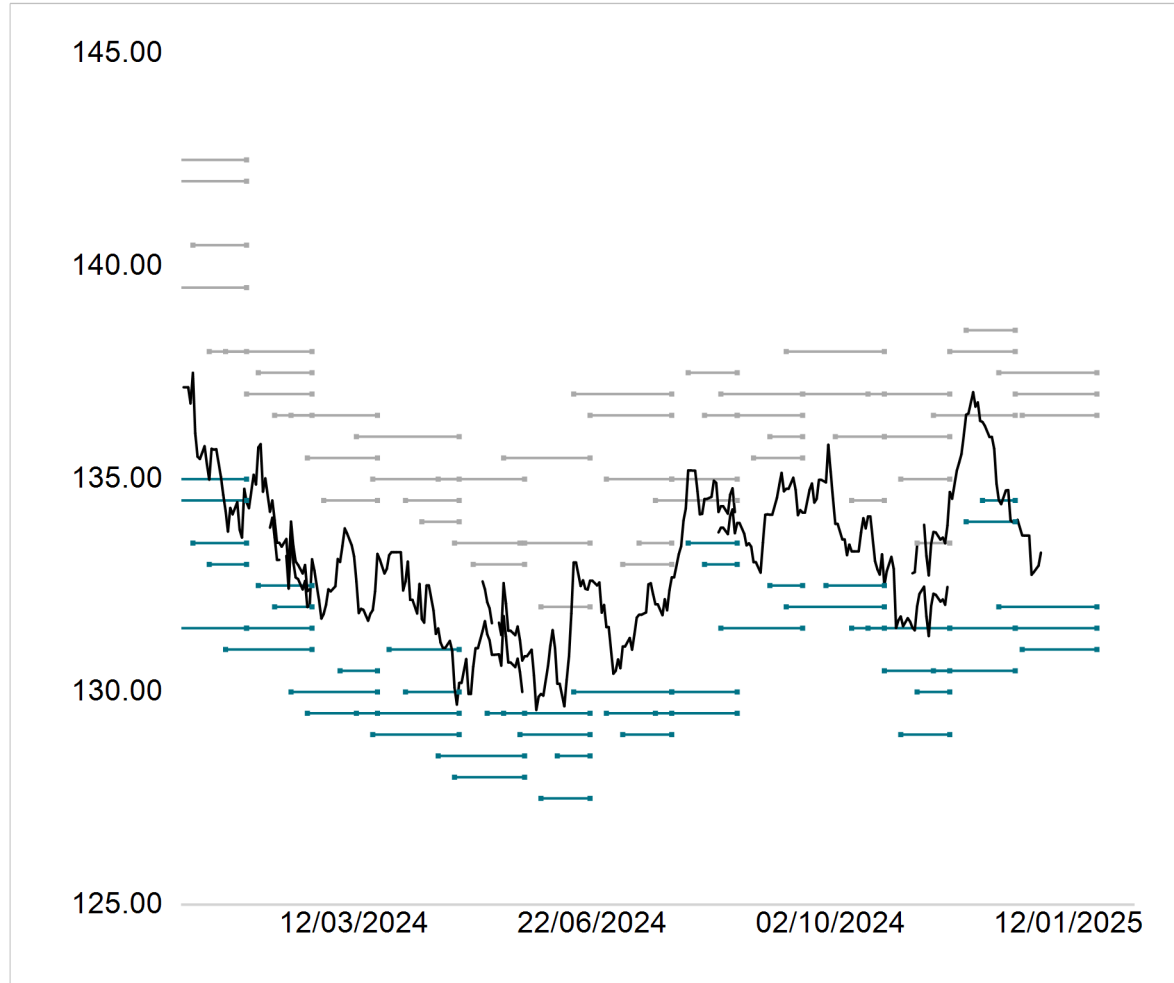
7orca Vega INCOME I: Contribution to Return (29/12/2023 - 31/12/2024)



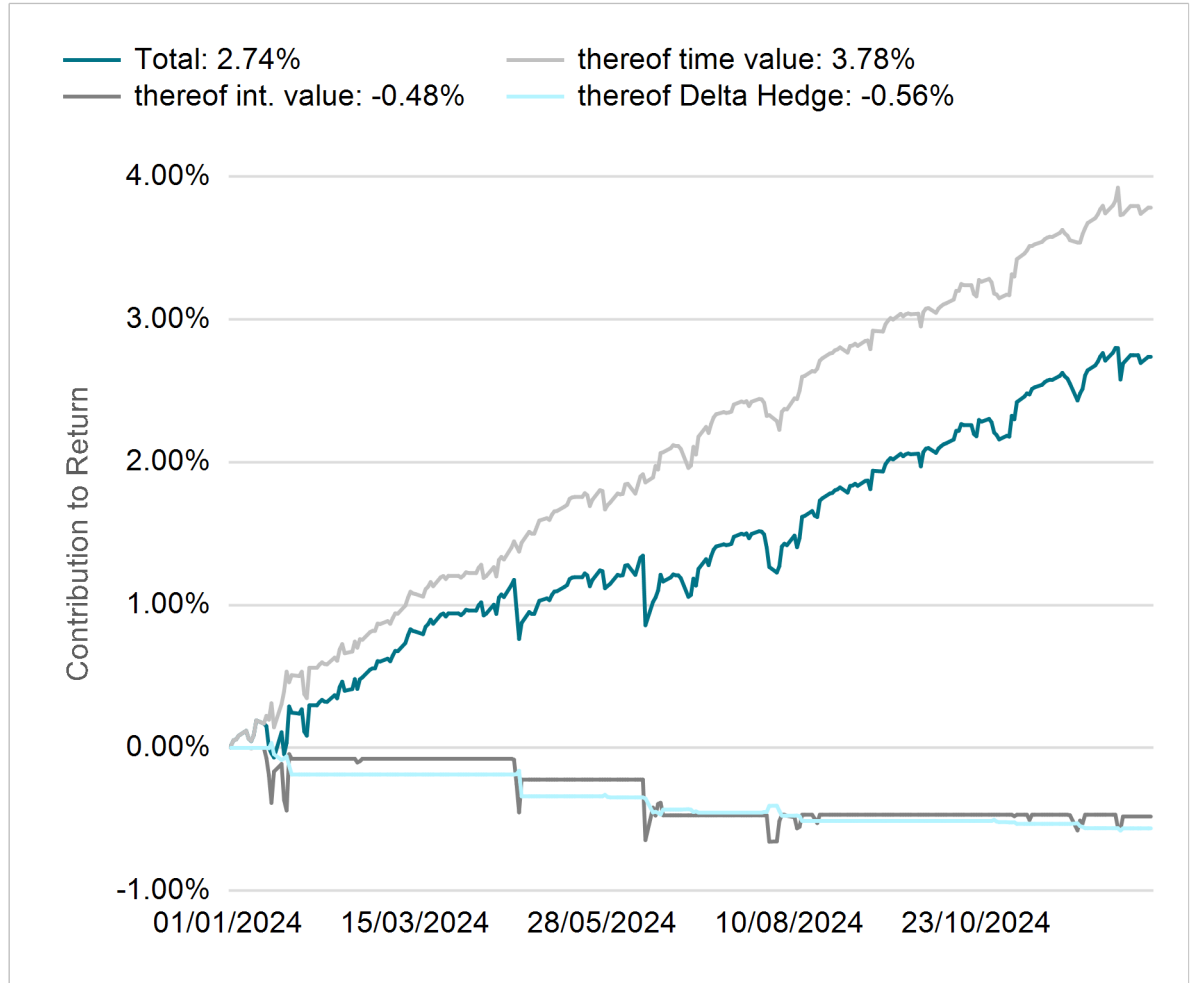
Source: Universal-Investment-Gesellschaft mbH, 7orca Asset Management AG.

Underlying Bund Future¹

7orca Vega INCOME I: Option Positions (29/12/2023 - 31/12/2024)



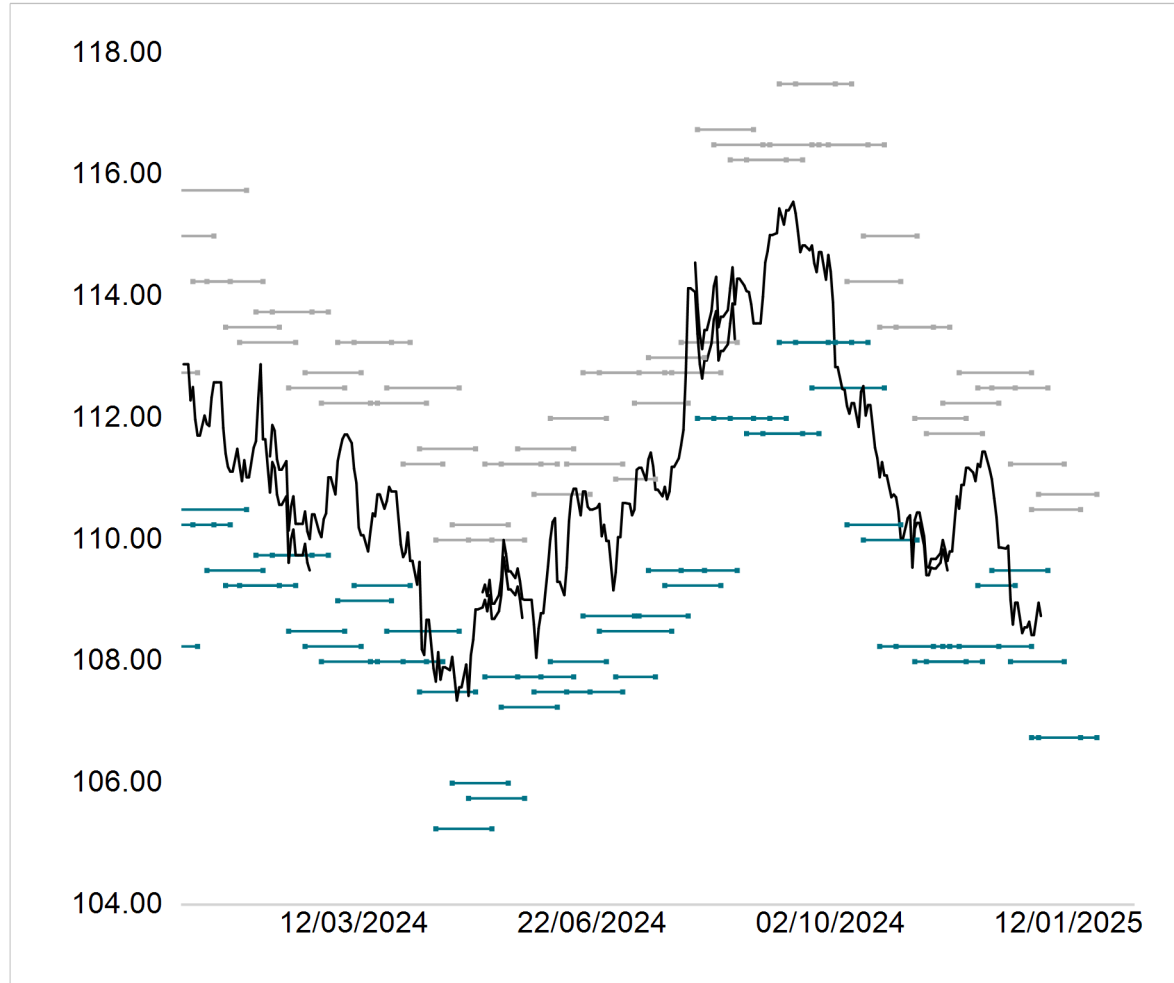
7orca Vega INCOME I: Contribution to Return (29/12/2023 - 31/12/2024)



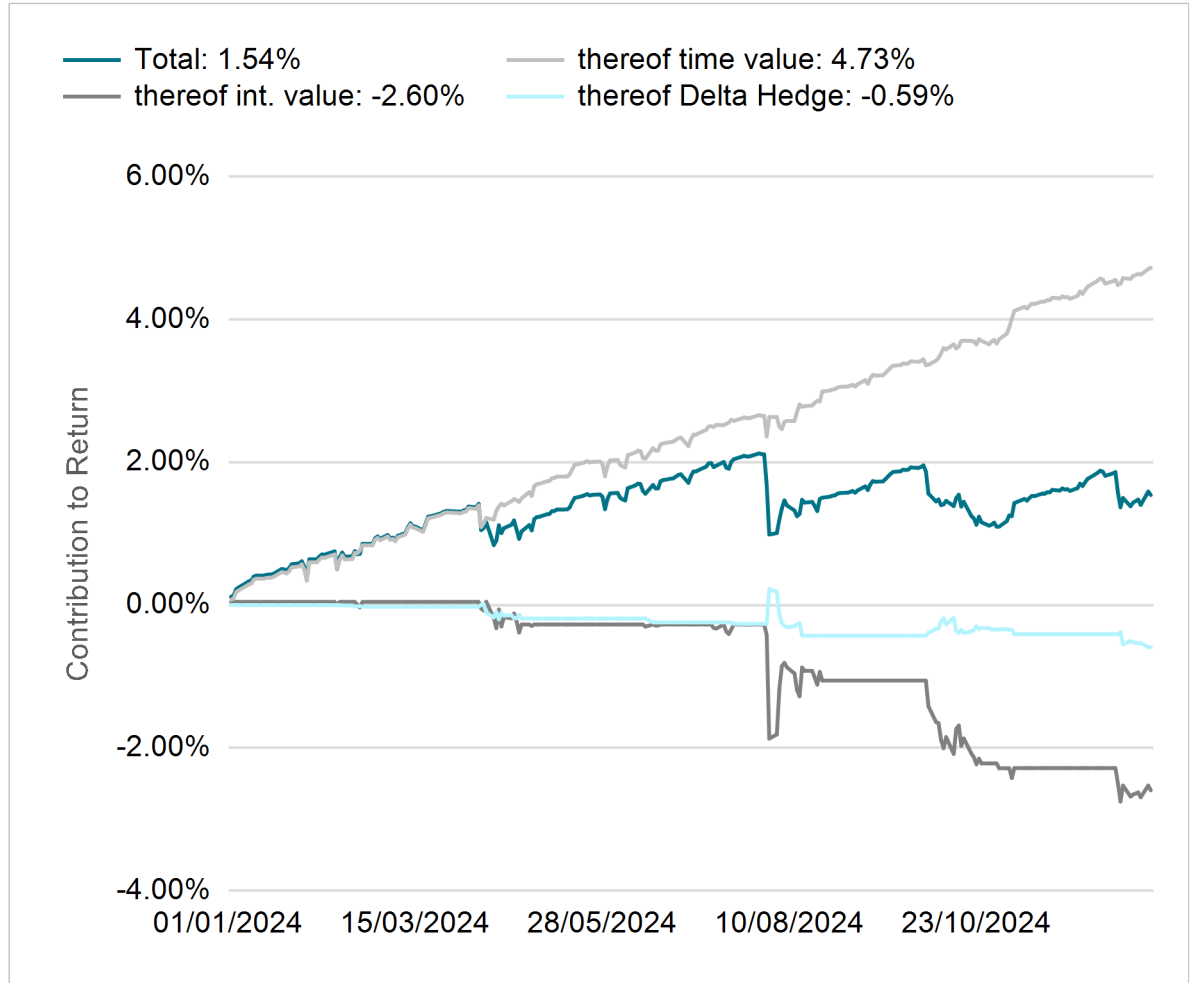
Source: Universal-Investment-Gesellschaft mbH. 7orca Asset Management AG.

Underlying US Treasury Future¹

7orca Vega INCOME I: Option Positions (29/12/2023 - 31/12/2024)



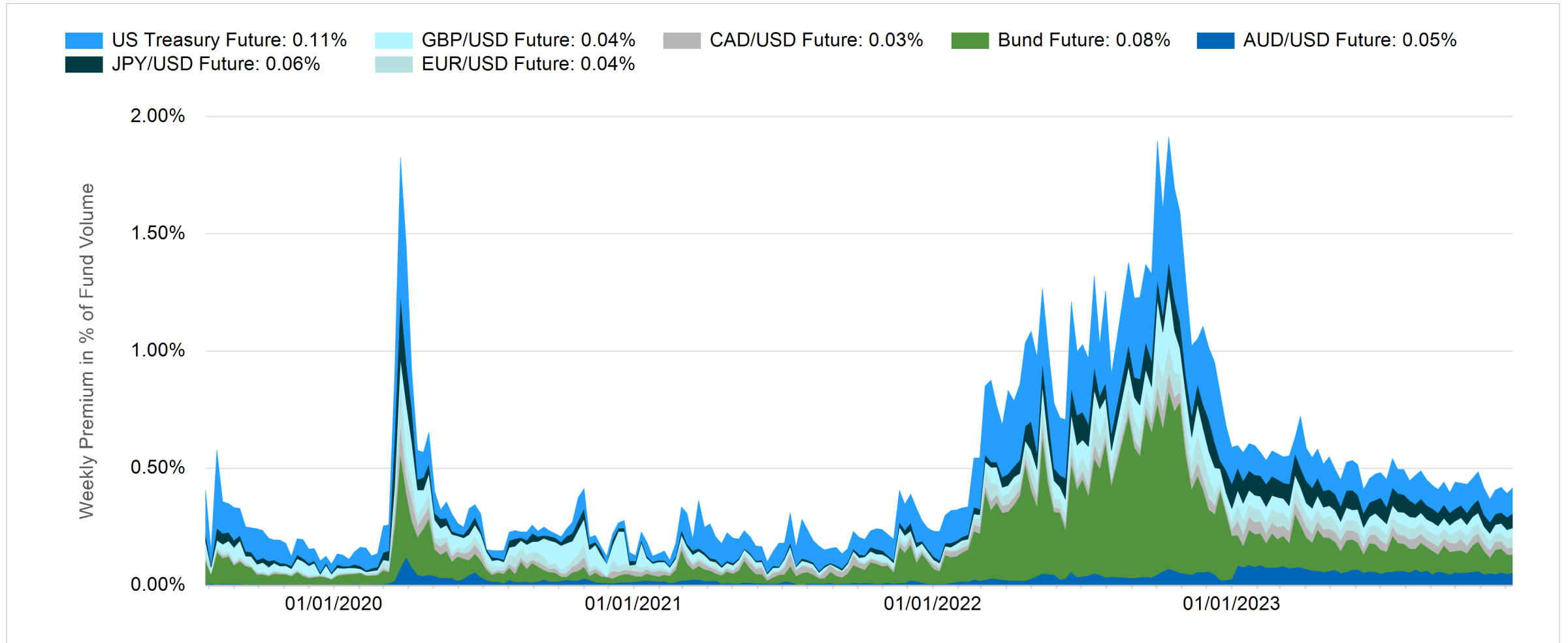
7orca Vega INCOME I: Contribution to Return (29/12/2023 - 31/12/2024)



Source: Universal-Investment-Gesellschaft mbH, 7orca Asset Management AG.

Option Premium

Premium Monitor (28/07/2019 - 31/12/2024)

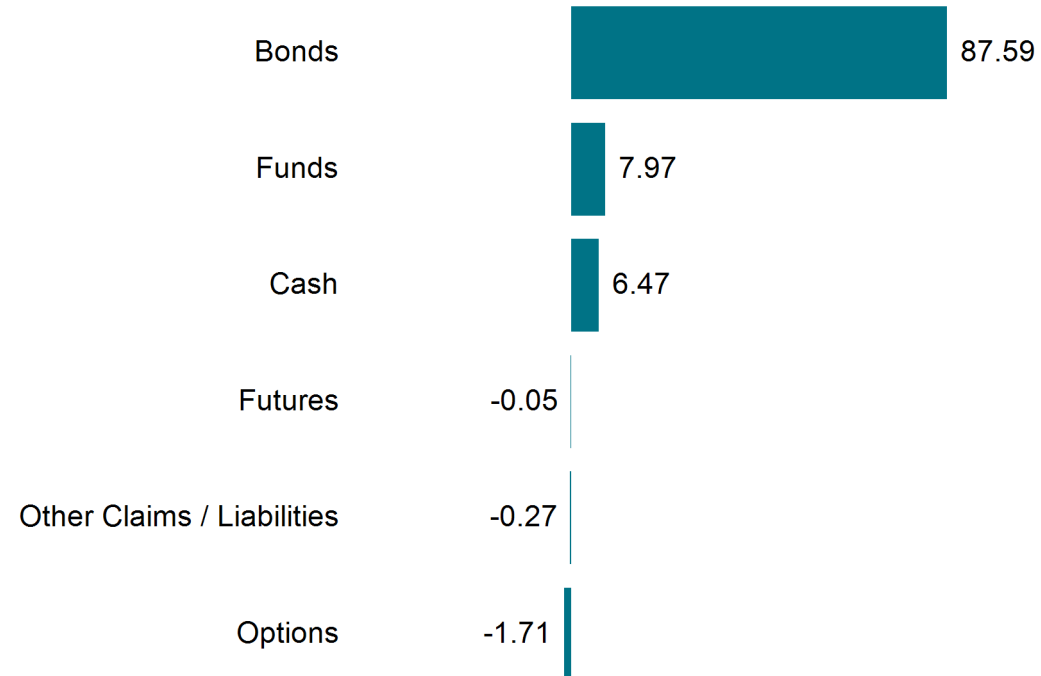


Source: 7orca Asset Management AG.

Allocation Overview

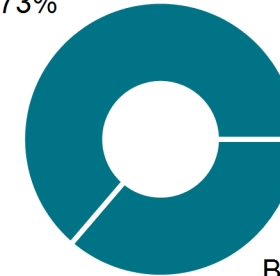
7orca Vega INCOME I (30/12/2024)

Share of fund assets in %



Options: Nominal Exposure

FX options
63.73%



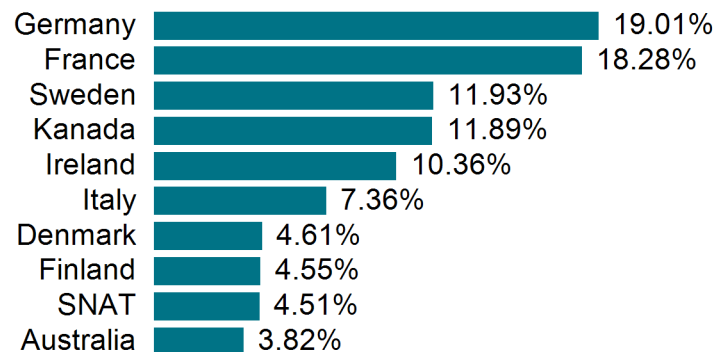
Bond options
36.27%

Allocation	EUR	%
Bonds	10,902,130	87.59%
Funds	992,510	7.97%
Cash	805,247	6.47%
Futures	-6,479	-0.05%
Other Claims / Liabilities	-33,827	-0.27%
Options	-213,144	-1.71%
Total Volume	12,446,436	100.00%

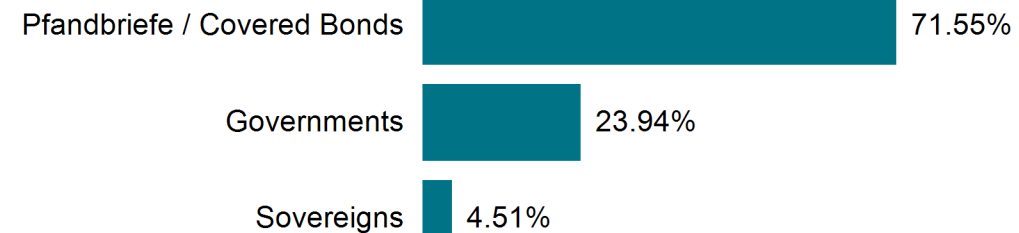
Allocation Overview Bondfloor

7orca Vega INCOME I (30/12/2024)


Country Risk (Top 10)



Sectors



Maturity

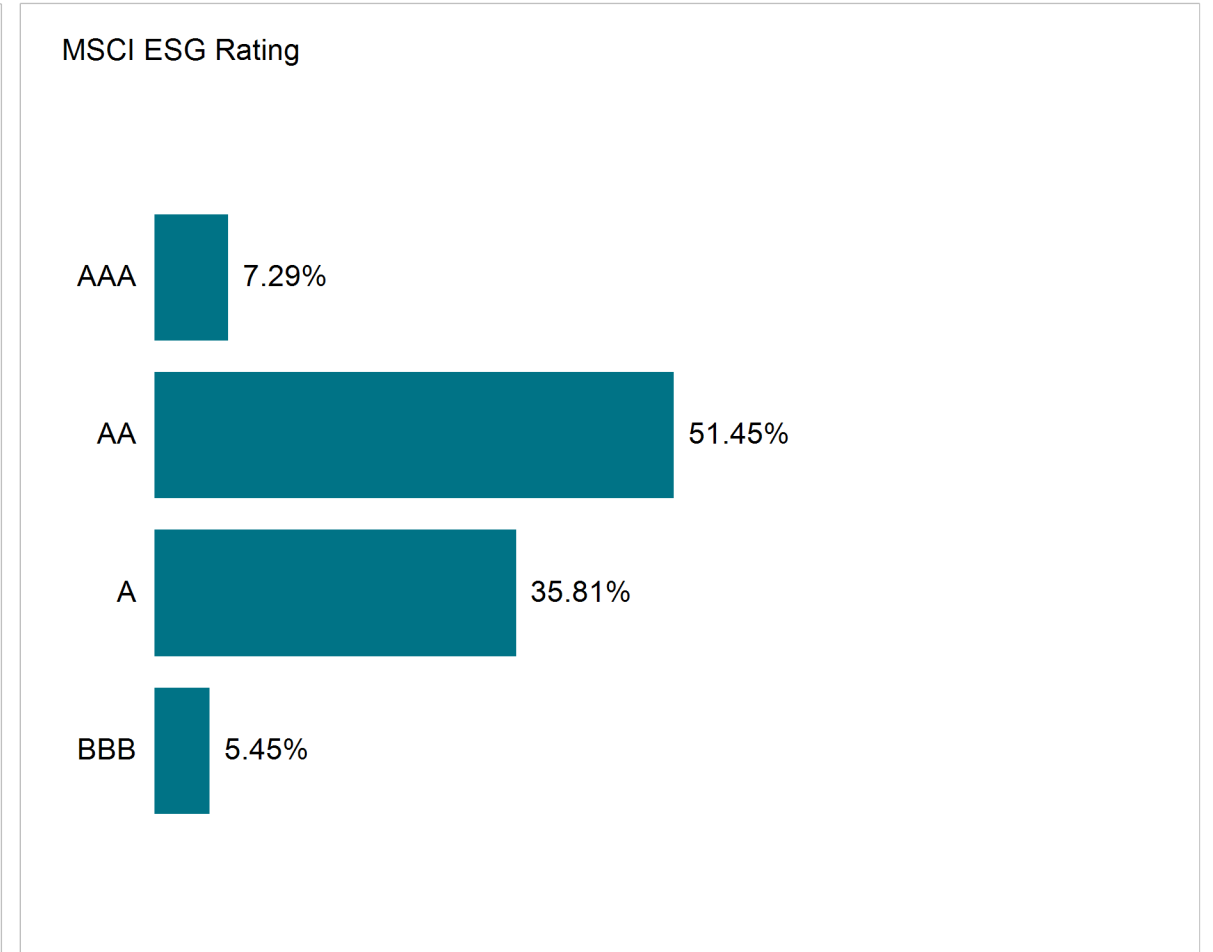
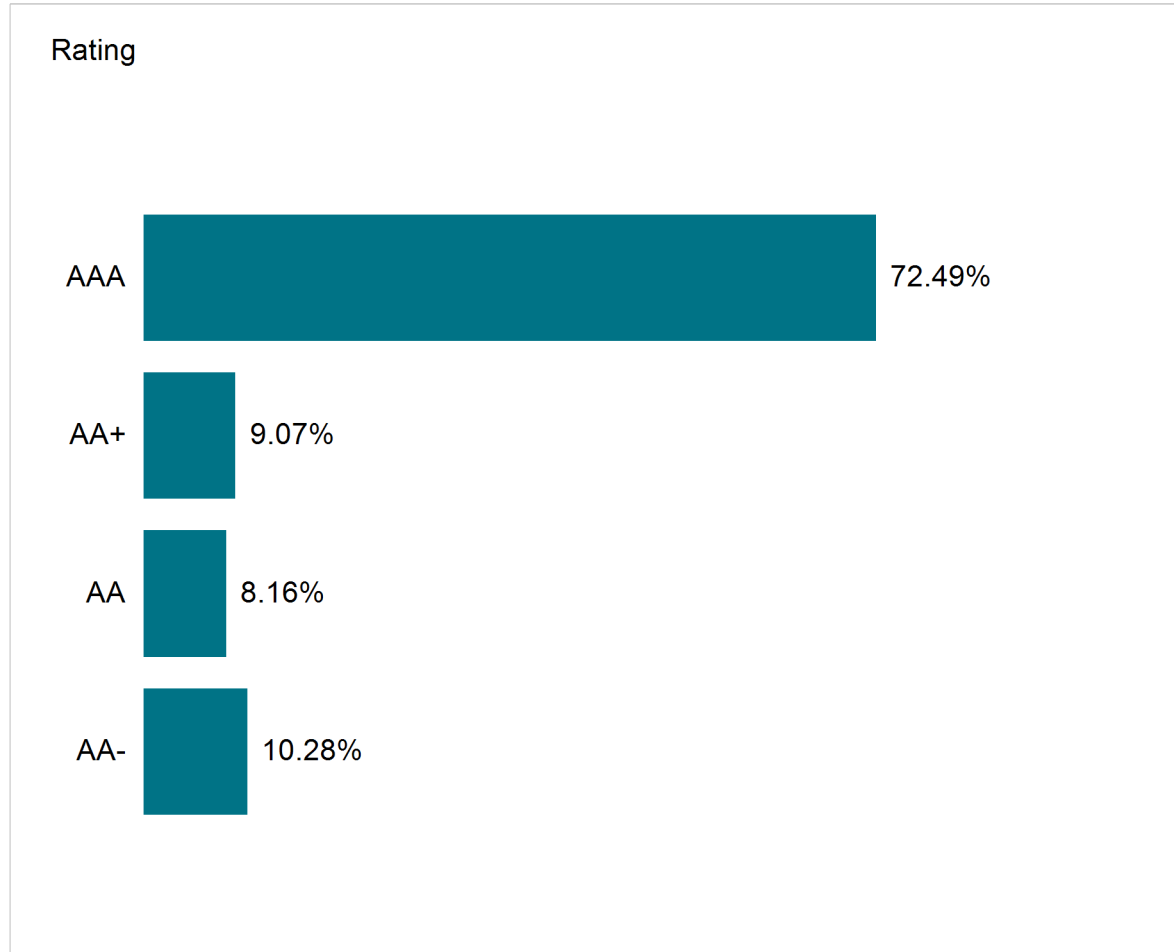


Figures Bond Portfolio

% of Fund	87.59%
Yield	2.68%
Modified Duration	0.52%
Coupon	1.06%
Average Rating	AA+
Average Rating ESG	AA
Non EUR Bonds	0.00%

Rating Overview Bondfloor

7orca Vega INCOME I (30/12/2024)



Allocation Bondfloor, Liquidity

7orca Vega INCOME I (30/12/2024)

ISIN	Name	CCY	Maturity	Years	Coupon	Rating	Nominal	Price	Accr.	Dirty Value	%	mDur.	Yld.
XS1759602953	SBAB Bank AB [publ]	EUR	29/01/2025	0.08	0.500%	AAA	500,000	99.81	2,309	501,354	4.03%	0.08%	2.86%
FR0013236247	Caisse Fédérale de Crédit Mutuel (CM11)	EUR	10/02/2025	0.12	0.625%	AAA	400,000	99.74	2,227	401,203	3.22%	0.11%	2.88%
AT000B049572	UniCredit S.p.A.	EUR	25/02/2025	0.16	0.750%	AAA	800,000	99.66	5,098	802,346	6.45%	0.15%	2.99%
IE00B4TV0D44	Irland, Republik	EUR	13/03/2025	0.20	5.400%	AA-	600,000	100.48	26,098	628,978	5.05%	0.19%	2.90%
XS1791443440	Bank of Ireland Group PLC	EUR	14/03/2025	0.20	0.625%	AAA	500,000	99.59	2,509	500,454	4.02%	0.20%	2.68%
XS2138444661	The Bank of Nova Scotia	EUR	18/03/2025	0.21	0.010%	AAA	800,000	99.39	63	795,183	6.39%	0.21%	2.91%
XS1799048704	Länsförsäkringar AB	EUR	27/03/2025	0.24	0.625%	AAA	800,000	99.46	3,836	799,516	6.42%	0.23%	2.92%
ES0413790397	Banco Santander S.A.	EUR	07/04/2025	0.27	1.000%	AA	400,000	99.54	2,948	401,124	3.22%	0.26%	2.72%
FR0012695716	BPCE S.A.	EUR	24/04/2025	0.32	0.398%	AAA	800,000	99.26	2,198	796,270	6.40%	0.31%	2.79%
FR0013259413	Société Générale S.A.	EUR	02/06/2025	0.42	0.500%	AAA	800,000	99.09	2,334	795,038	6.39%	0.41%	2.70%
DE000A2AASB4	DZ BANK AG Deutsche Zentral-Genossenschaftsbank	EUR	06/06/2025	0.43	0.375%	AAA	500,000	98.99	1,074	496,044	3.99%	0.42%	2.74%
DE000DHY4861	Norddeutsche Landesbank -Girozentrale-	EUR	20/06/2025	0.47	0.375%	AAA	600,000	98.91	1,202	594,668	4.78%	0.46%	2.73%
XS2508690612	The Toronto-Dominion Bank	EUR	28/07/2025	0.58	1.707%	AAA	500,000	99.47	3,671	501,011	4.03%	0.56%	2.64%
FI4000167317	Finnland, Republik	EUR	15/09/2025	0.71	0.875%	AA+	500,000	99.01	1,295	496,325	3.99%	0.69%	2.30%
EU000A1G0EB6	European Financial Stability Facility [EFSF]	EUR	26/01/2026	1.07	0.400%	AA-	500,000	97.99	1,863	491,828	3.95%	1.05%	2.31%
DE000NRW0LN6	Nordrhein-Westfalen, Land	EUR	13/03/2026	1.20	0.250%	AA	500,000	97.56	1,007	488,802	3.93%	1.17%	2.34%
DE000A168015	Berlin, Land	EUR	20/03/2026	1.22	0.625%	AA+	500,000	98.03	2,457	492,582	3.96%	1.19%	2.29%
XS2646222633	ANZ Group Holdings Ltd.	EUR	17/07/2026	1.55	3.951%	AAA	400,000	102.30	7,274	416,490	3.35%	1.47%	2.41%
XS2911156326	Dänemark, Königreich	EUR	02/10/2026	1.76	2.250%	AAA	500,000	100.02	2,805	502,915	4.04%	1.70%	2.23%
Total					1.058%	AA+			72,267	10,902,130	87.59%	0.52%	2.68%

Allocation Bondfloor, Liquidity

7orca Vega INCOME I (30/12/2024)

ISIN	Name	CCY	Price	Coupon	Nominal	Accr.	Dirty Value	%
FR0010251660	AMUNDI EURO LIQUIDITY SELECT Actions au	EUR	248,127.40	0.00%	4	0	992,510	7.97%
Total	Fixed-Income Funds			0.00%		0	992,510	7.97%

Allocation Bondfloor, Liquidity

7orca Vega INCOME I (30/12/2024)

Position	Name	Account Details	CCY	FX-Spot	Coupon	Nominal	Accr.	Dirty Value	%
Cash	Cash	7 EUR Cash	EUR	1.0000	0.39%	390,107	1,971	392,078	3.15%
Cash	Cash	5 USD Cash	USD	1.0379	0.67%	427,571	1,212	413,169	3.32%
Claims / Liabilities	Other Claims / Liabilities	7 EUR Other Claims / Liabilities	EUR	1.0000	0.00%	-33,827	0	-33,827	-0.27%
Total					3.14%		3,182	771,420	6.20%

Portfolio Allocation - Options

7orca Vega INCOME I (30/12/2024)

Basis	Name	CCY	Size	Maturity	Call/Put	Nominal	Price	Cost	Premium	Delta Pos.	Nom.Exp.
EUR	FUTURE EU-BUND 03.25 PUT 24.01.25 BP 131,00 EUREX	EUR	1	24/01/2025	Short Put	-25	0.1700	0.1182	3,000	0.15	2,500,000
EUR	FUTURE EU-BUND 03.25 CALL 24.01.25 BP 136,50 EUREX	EUR	1	24/01/2025	Short Call	-25	0.0900	0.1234	3,130	-0.09	2,500,000
EUR	FUTURE EU-BUND 03.25 PUT 24.01.25 BP 131,50 EUREX	EUR	1	24/01/2025	Short Put	-25	0.2300	0.1385	3,500	0.20	2,500,000
EUR	FUTURE EU-BUND 03.25 CALL 24.01.25 BP 137,00 EUREX	EUR	1	24/01/2025	Short Call	-25	0.0600	0.1185	3,000	-0.06	2,500,000
EUR	FUTURE EU-BUND 03.25 CALL 24.01.25 BP 137,50 EUREX	EUR	1	24/01/2025	Short Call	-26	0.0400	0.2082	5,460	-0.04	2,600,000
EUR	FUTURE EU-BUND 03.25 PUT 24.01.25 BP 132,00 EUREX	EUR	1	24/01/2025	Short Put	-26	0.3200	0.1632	4,290	0.26	2,600,000
Total									22,380	0.07	15,200,000
USD	FUT. 10Y TRE 1W 03.25 PUT 03.01.25 BP 109,50 CBOT	USD	1	03/01/2025	Short Put	-40	0.5781	0.1223	4,658	0.79	3,853,936
USD	FUT. 10Y TRE 1W 03.25 CALL 03.01.25 BP 112,50 CBOT	USD	1	03/01/2025	Short Call	-40	0.0010	0.1067	4,064	0.00	3,853,936
USD	FUT. 10Y TRE 2W 03.25 PUT 10.01.25 BP 108,00 CBOT	USD	1	10/01/2025	Short Put	-41	0.1406	0.1067	4,178	0.20	3,950,284
USD	FUT. 10Y TRE 2W 03.25 CALL 10.01.25 BP 111,25 CBOT	USD	1	10/01/2025	Short Call	-41	0.0313	0.1223	4,790	-0.05	3,950,284
USD	FUT. 10Y TRE 3W 03.25 PUT 17.01.25 BP 106,75 CBOT	USD	1	17/01/2025	Short Put	-40	0.0781	0.1064	4,084	0.09	3,853,936
USD	FUT. 10Y TRE 3W 03.25 CALL 17.01.25 BP 110,50 CBOT	USD	1	17/01/2025	Short Call	-40	0.1406	0.1377	5,284	-0.18	3,853,936
USD	FUTURE 10Y TREA 03.25 PUT 24.01.25 BP 106,75 CBOT	USD	1	24/01/2025	Short Put	-40	0.1094	0.1377	5,305	0.04	3,853,936
USD	FUTURE 10Y TREA 03.25 CALL 24.01.25 BP 110,75 CBOT	USD	1	24/01/2025	Short Call	-40	0.1719	0.1533	5,907	-0.13	3,853,936
Total									38,271	0.10	31,024,183

Portfolio Allocation - Options

7orca Vega INCOME I (30/12/2024)

Basis	Name	CCY	Size	Maturity	Call/Put	Nominal	Price	Cost	Premium	Delta Pos.	Nom.Exp.
USD	F FX EUR/USD 2PM 03.25 PUT 03.01.25 BP 1,04 CME	USD	125000	03/01/2025	Short Put	-13	0.0023	0.0020	3,032	0.31	1,565,661
USD	F FX EUR/USD 2PM 03.25 CALL 03.01.25 BP 1,085 CME	USD	125000	03/01/2025	Short Call	-13	0.0001	0.0016	2,417	-0.03	1,565,661
USD	F FX EUR/USD W 03.25 CALL 10.01.25 BP 1,075 CME	USD	125000	10/01/2025	Short Call	-13	0.0002	0.0016	2,440	-0.04	1,565,661
USD	F FX EUR/USD W 03.25 PUT 10.01.25 BP 1,03 CME	USD	125000	10/01/2025	Short Put	-13	0.0018	0.0020	3,061	0.17	1,565,661
USD	F FX EUR/USD W 03.25 CALL 17.01.25 BP 1,07 CME	USD	125000	17/01/2025	Short Call	-13	0.0006	0.0016	2,462	-0.09	1,565,661
USD	F FX EUR/USD W 03.25 PUT 17.01.25 BP 1,015 CME	USD	125000	17/01/2025	Short Put	-13	0.0008	0.0015	2,306	0.08	1,565,661
USD	F FX EUR/USD W 03.25 PUT 24.01.25 BP 1,0225 CME	USD	125000	24/01/2025	Short Put	-13	0.0027	0.0019	2,920	0.18	1,565,661
USD	F FX EUR/USD W 03.25 CALL 24.01.25 BP 1,07 CME	USD	125000	24/01/2025	Short Call	-13	0.0011	0.0018	2,764	-0.13	1,565,661
Total									21,402	0.06	12,525,291
USD	F FX GBP/USD 2PM 03.25 PUT 03.01.25 BP 123,50 CME	USD	625	03/01/2025	Short Put	-20	0.0100	0.2245	2,669	0.06	1,204,355
USD	F FX GBP/USD 2PM 03.25 CALL 03.01.25 BP 129,50 CME	USD	625	03/01/2025	Short Call	-20	0.0100	0.2145	2,550	-0.27	1,204,355
USD	F FX GBP/USD W 03.25 PUT 10.01.25 BP 124,50 CME	USD	625	10/01/2025	Short Put	-20	0.4500	0.2045	2,434	0.30	1,204,355
USD	F FX GBP/USD W 03.25 CALL 10.01.25 BP 130,00 CME	USD	625	10/01/2025	Short Call	-20	0.0100	0.1645	1,958	-0.01	1,204,355
USD	F FX GBP/USD W 03.25 PUT 17.01.25 BP 124,00 CME	USD	625	17/01/2025	Short Put	-20	0.4800	0.2245	2,673	0.27	1,204,355
USD	F FX GBP/USD W 03.25 CALL 17.01.25 BP 129,50 CME	USD	625	17/01/2025	Short Call	-20	0.0200	0.2045	2,435	-0.27	1,204,355
USD	F FX GBP/USD W 03.25 PUT 24.01.25 BP 122,50 CME	USD	625	24/01/2025	Short Put	-20	0.2700	0.1945	2,333	0.15	1,204,355
USD	F FX GBP/USD W 03.25 CALL 24.01.25 BP 128,50 CME	USD	625	24/01/2025	Short Call	-20	0.1100	0.1845	2,213	-0.12	1,204,355
Total									19,265	0.01	9,634,840

Portfolio Allocation - Options

7orca Vega INCOME I (30/12/2024)

Basis	Name	CCY	Size	Maturity	Call/Put	Nominal	Price	Cost	Premium	Delta Pos.	Nom.Exp.
USD	F FX JPY/USD 2PM 03.25 CALL 03.01.25 BP 70,00 CME	USD	1250	03/01/2025	Short Call	-21	0.0050	0.1673	4,153	-0.01	2,529,145
USD	F FX JPY/USD 2PM 03.25 PUT 03.01.25 BP 65,00 CME	USD	1250	03/01/2025	Short Put	-21	0.8200	0.1373	3,408	0.86	2,529,145
USD	F FX JPY/USD W 03.25 PUT 10.01.25 BP 64,75 CME	USD	1250	10/01/2025	Short Put	-21	0.7900	0.1473	3,691	0.65	2,529,145
USD	F FX JPY/USD W 03.25 CALL 10.01.25 BP 68,75 CME	USD	1250	10/01/2025	Short Call	-21	0.0050	0.1373	3,440	-0.01	2,529,145
USD	F FX JPY/USD W 03.25 CALL 17.01.25 BP 66,50 CME	USD	1250	17/01/2025	Short Call	-22	0.0700	0.1573	4,167	-0.11	2,649,581
USD	F FX JPY/USD W 03.25 PUT 17.01.25 BP 62,50 CME	USD	1250	17/01/2025	Short Put	-22	0.0700	0.1373	3,637	0.11	2,649,581
USD	F FX JPY/USD W 03.25 CALL 24.01.25 BP 66,25 CME	USD	1250	24/01/2025	Short Call	-22	0.1700	0.1473	3,886	-0.18	2,649,581
USD	F FX JPY/USD W 03.25 PUT 24.01.25 BP 62,00 CME	USD	1250	24/01/2025	Short Put	-22	0.0800	0.1173	3,094	0.10	2,649,581
Total									29,476	0.18	20,714,905
USD	F FX AUD/USD 2PM 03.25 CALL 03.01.25 BP 66,50 CME	USD	1000	03/01/2025	Short Call	-24	0.0050	0.1666	3,802	-0.01	2,312,361
USD	F FX AUD/USD 2PM 03.25 PUT 03.01.25 BP 63,00 CME	USD	1000	03/01/2025	Short Put	-24	0.9300	0.1466	3,345	0.92	2,312,361
USD	F FX AUD/USD W 03.25 CALL 10.01.25 BP 65,75 CME	USD	1000	10/01/2025	Short Call	-25	0.0050	0.1166	2,775	-0.01	2,408,710
USD	F FX AUD/USD W 03.25 PUT 10.01.25 BP 62,00 CME	USD	1000	10/01/2025	Short Put	-25	0.4200	0.1766	4,203	0.42	2,408,710
USD	F FX AUD/USD W 03.25 PUT 17.01.25 BP 61,50 CME	USD	1000	17/01/2025	Short Put	-25	0.3600	0.1266	3,014	0.31	2,408,710
USD	F FX AUD/USD W 03.25 CALL 17.01.25 BP 65,25 CME	USD	1000	17/01/2025	Short Call	-25	0.0050	0.1266	3,014	-0.04	2,408,710
USD	F FX AUD/USD W 03.25 PUT 24.01.25 BP 60,25 CME	USD	1000	24/01/2025	Short Put	-25	0.1600	0.1463	3,509	0.15	2,408,710
USD	F FX AUD/USD W 03.25 CALL 24.01.25 BP 64,00 CME	USD	1000	24/01/2025	Short Call	-25	0.1000	0.1463	3,509	-0.16	2,408,710
Total									27,171	0.20	19,076,982

Portfolio Allocation - Options

7orca Vega INCOME I (30/12/2024)

Basis	Name	CCY	Size	Maturity	Call/Put	Nominal	Price	Cost	Premium	Delta Pos.	Nom.Exp.
USD	FUTURE FX CAD/USD 03.25 CALL 03.01.25 BP 72,50 CME	USD	1000	03/01/2025	Short Call	-25	0.0050	0.0966	2,284	-0.01	2,408,710
USD	FUTURE FX CAD/USD 03.25 PUT 03.01.25 BP 70,50 CME	USD	1000	03/01/2025	Short Put	-25	0.9000	0.0866	2,047	0.91	2,408,710
USD	FUT FX CAD/USD W 03.25 CALL 10.01.25 BP 72,00 CME	USD	1000	10/01/2025	Short Call	-25	0.0050	0.0566	1,350	-0.02	2,408,710
USD	FUT FX CAD/USD W 03.25 PUT 10.01.25 BP 69,50 CME	USD	1000	10/01/2025	Short Put	-25	0.2800	0.0866	2,067	0.33	2,408,710
USD	FUT FX CAD/USD W 03.25 PUT 17.01.25 BP 68,25 CME	USD	1000	17/01/2025	Short Put	-25	0.0800	0.0666	1,604	0.10	2,408,710
USD	FUT FX CAD/USD W 03.25 CALL 17.01.25 BP 71,25 CME	USD	1000	17/01/2025	Short Call	-25	0.0150	0.0666	1,604	-0.09	2,408,710
USD	FUT FX CAD/USD W 03.25 CALL 24.01.25 BP 71,00 CME	USD	1000	24/01/2025	Short Call	-25	0.0600	0.0763	1,830	-0.17	2,408,710
USD	FUT FX CAD/USD W 03.25 PUT 24.01.25 BP 68,00 CME	USD	1000	24/01/2025	Short Put	-25	0.0900	0.0963	2,310	0.10	2,408,710
Total									15,095	0.14	19,269,679

Portfolio Allocation - Futures

7orca Vega INCOME I (30/12/2024)


Basis	Name	CCY	Size	Maturity	Nominal	Price	Cost	Exposure
USD	FUTURE CROSS RATE AUD/USD 17.03.25 CME	USD	1000	17/03/2025	-15	62.1700	62.1959	-898,497
USD	FUTURE CROSS RATE JPY/USD 17.03.25 CME	USD	1250	17/03/2025	-7	64.1450	63.9323	-540,773
USD	FUTURE CROSS RATE EUR/USD 17.03.25 CME	USD	125000	17/03/2025	2	1.0415	1.0572	250,867
USD	FUTURE CROSS RATE CAD/USD 18.03.25 CME	USD	1000	18/03/2025	-13	69.7000	69.5877	-873,013
Total								-2,061,416

Contacts

7orca Asset Management AG
Am Sandtorkai 77
20457 Hamburg, Germany
www.7orca.com
Phone: +49 40 33 460 46 0

Tindaro Siragusano, CEO
E-Mail: tindaro.siragusano@7orca.com
Phone: +49 40 33 460 46 10

Sven O. Müller, Head of Relationship Management
E-Mail: sven.mueller@7orca.com
Phone: +49 40 33 460 46 13



Disclaimer

1) The investment strategy presented in this document is aimed exclusively at professional investors according to the German Securities Trading Act (WpHG) and can only be implemented for such investors (typically in a fund structure). All assumptions, forecasts and information are based on the standardised set-up of the 7orca Vega Return strategy, which was implemented at average market costs. Further information on this standard investment process can be found in the Generic RfP, which is available from 7orca Asset Management AG upon request. Due to the different investor needs and situations as well as the resulting specific pricing, further individual costs for administration and custody are not taken into account. However, 7orca Asset Management AG will be pleased to provide you with a specific offer that reflects your individual requirements and conditions. Past performance is not a reliable indicator of future results. All information in this document has been compiled to the best of our knowledge based on the data available to us. However, no civil liability can be assumed in this respect. References to specific financial instruments are purely exemplary and should under no circumstances be construed as recommendations in the sense of investment advice. A publication of 7orca Asset Management AG.

2) Source: Universal-Investment-Gesellschaft mbH. 7orca Vega Income investment fund, share class I. Past performance is not a reliable indicator of future results. The BVI method is used to determine the performance (not including front-end loads). The performance shown is the isolated performance (carve-out) of the option strategy on bond indices and currencies of the 7orca Vega Return investment fund, share class I, until 21.07.2019. This is therefore an extract of the 7orca Vega Return, which was launched on 04.12.2017. From 22.07.2019 to the reporting date, the real performance of the 7orca Vega Income investment fund, share class I, is shown. In addition, the investment result may be reduced by the individual deposit costs accrued.

3) This marketing communication is aimed at professional investors according to the German Securities Trading Act (WpHG) and is not suitable for private clients. This communication has been prepared to the best of our knowledge and based on the data available to us. However, no civil liability can be assumed in this respect. The sole basis for the acquisition of shares is the respective sales documents (key investor information, sales prospectus, annual and semi-annual report). The sales documents are available free of charge from 7orca Asset Management AG, the depository or from Universal-Investment-Gesellschaft mbH at www.universal-investment.com. A publication of 7orca Asset Management AG.

DJ EuroStoxx 50 Index © 2022 STOXX Limited. All rights reserved. The name and content herein are the copyright of STOXX Limited and/or its content providers. Their accuracy, completeness or validity cannot be guaranteed. Hang Seng Index © 2022 Hang Seng Indexes Company Limited. All rights reserved. The name and content herein are the copyright of Hang Seng Indexes Company Limited and/or its content providers. Their accuracy, completeness or validity cannot be guaranteed. S&P500 index © 2022 Standard Poor's Cooperation. All rights reserved. The name and content herein is the copyright of Standard Poor's Corporation and/or its content providers. Their accuracy, completeness or validity cannot be guaranteed. Nikkei225 Index © 2022 Index Business Office, Nikkei Inc All rights reserved. The name and content are the copyright of Index Business Office, Nikkei Inc and/or its content providers. Their accuracy, completeness or validity cannot be guaranteed. SMI Index © 2022 SIX Group Ltd All rights reserved. The name and content are the copyright of SIX Group Ltd and/or its content providers. Their accuracy, completeness or validity cannot be guaranteed.

7orcaAsset Management AG as of 07/01/2025