

# Zorca Vega INCOME I

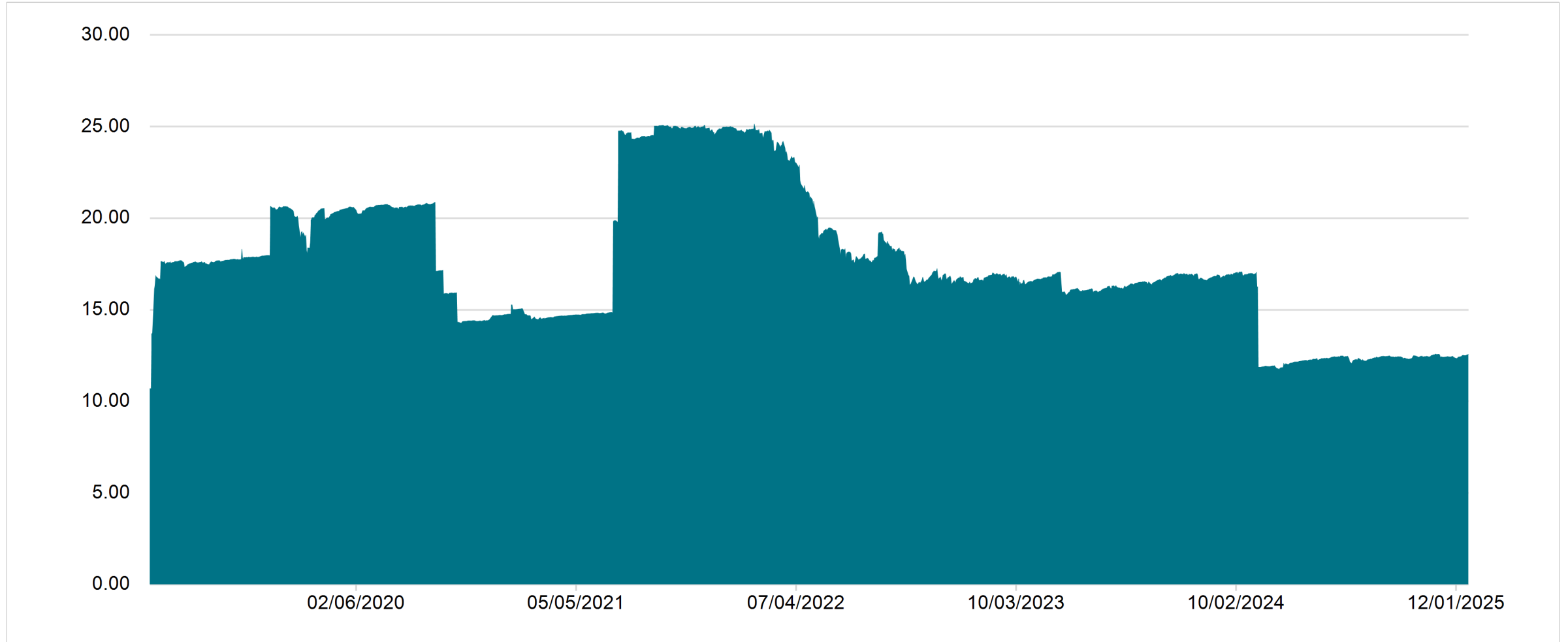
Reporting as of 31/01/2025

February 2025

**Zorca**  
ASSET MANAGEMENT AG

# Fund Volume since Inception<sup>1</sup>

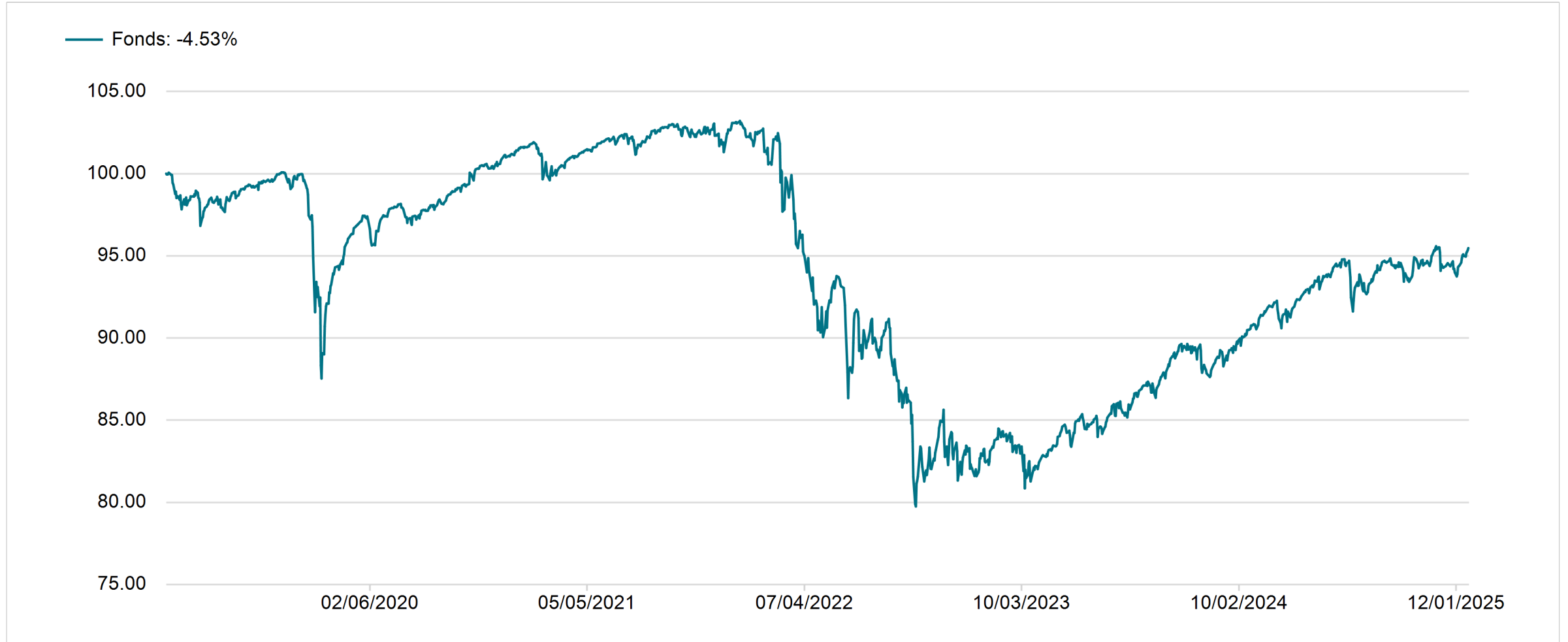
7orca Vega INCOME: EUR 12.57m (22/07/2019 - 31/01/2025)



Source: Universal-Investment-Gesellschaft mbH. 7orca Asset Management AG.

# Performance since Inception<sup>1</sup>

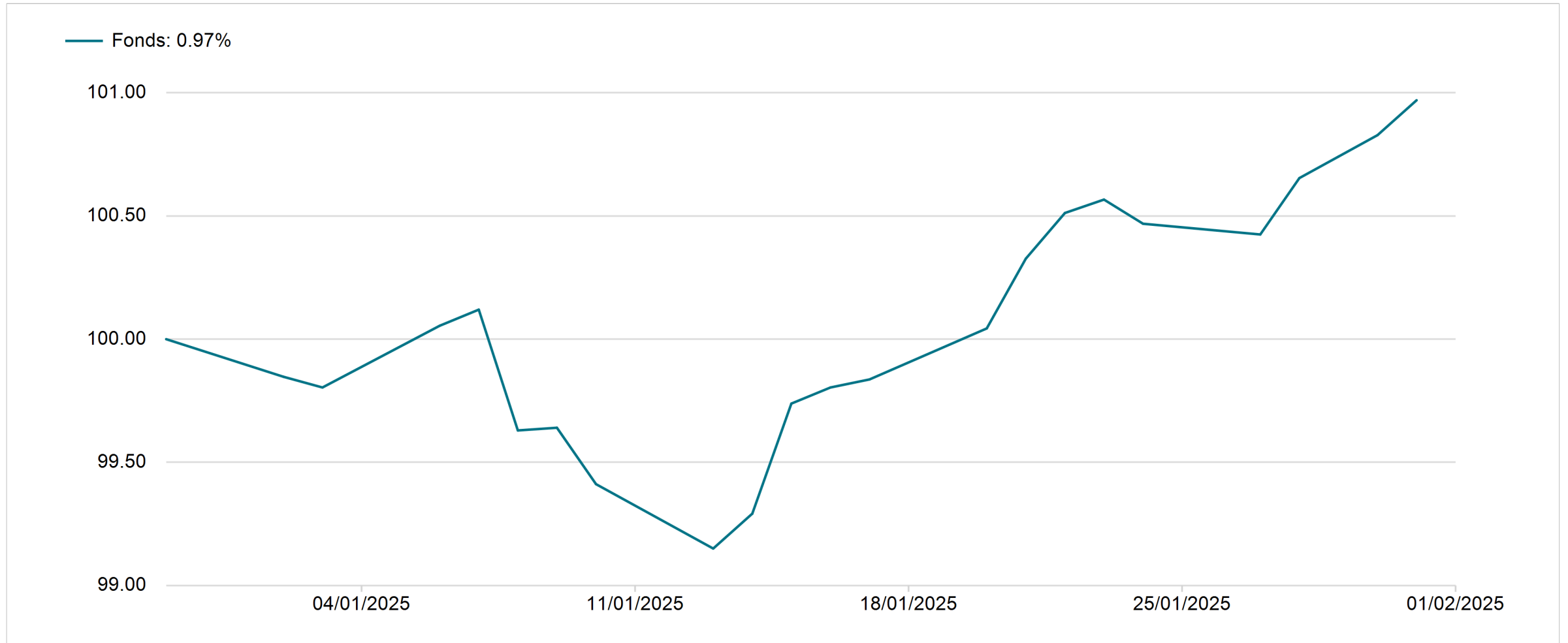
7orca Vega INCOME I (22/07/2019 - 31/01/2025)



Source: Universal-Investment-Gesellschaft mbH. 7orca Asset Management AG.

# Performance YTD

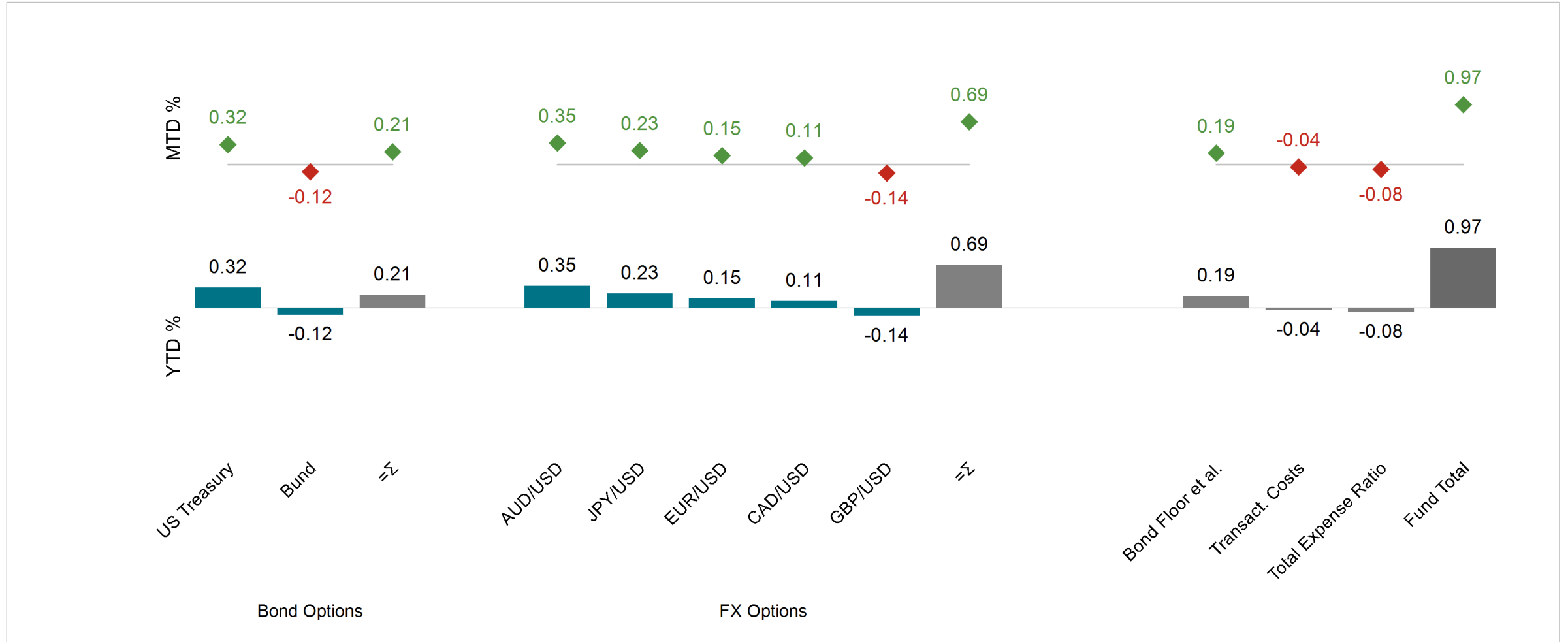
7orca Vega INCOME I (30/12/2024 - 31/01/2025)



Source: Universal-Investment-Gesellschaft mbH. 7orca Asset Management AG.

# Performance Contribution<sup>1</sup>

7orca Vega INCOME I Contribution to Return (02/01/2025 - 31/01/2025)



Source: Universal-Investment-Gesellschaft mbH, 7orca Asset Management AG.

\*Total Expense Ratio pro rata temporis

# Risk Figures since Inception

7orca Vega INCOME I monthly and annual return figures (22/07/2019 - 31/01/2025)

Year	Jan	Feb	Mar	Apr	May	Jun	Jul	Aug	Sep	Oct	Nov	Dec	Total
2019	-	-	-	-	-	-	-0.08%	-1.32%	-0.06%	+0.13%	+0.65%	+0.20%	-0.49%
2020	-0.44%	-1.63%	-4.81%	+3.56%	+1.38%	+0.21%	-0.37%	+0.53%	+0.91%	+0.68%	+1.29%	+0.40%	+1.49%
2021	+0.61%	-1.79%	+0.56%	+1.02%	+0.57%	+0.25%	-0.23%	+0.79%	-0.33%	-0.05%	-0.59%	+1.28%	+2.09%
2022	-0.45%	-0.80%	-5.21%	-5.65%	+2.81%	-2.57%	-2.08%	-2.13%	-6.68%	+2.73%	-0.81%	-1.82%	-20.86%
2023	+2.85%	-0.55%	-1.49%	+1.52%	+0.91%	+0.97%	+1.10%	+0.42%	+1.04%	+1.89%	+0.68%	-1.62%	+7.89%
2024	+1.36%	+1.72%	+1.33%	-0.77%	+2.00%	+0.86%	+0.31%	-0.94%	+1.50%	-1.34%	+1.28%	-0.07%	+7.41%
2025	+0.97%	-	-	-	-	-	-	-	-	-	-	-	+0.97%

## Risk Figures since Inception

Return p.a.	-0.83%
Volatility (12M)	4.26%
Max. Drawdown	-22.73%
Max. Drawdown Period (d)	1130
Sharpe Ratio	-0.12
MAR Ratio	-0.04
VaR 99% / 1d	0.80%

## Performance Figures

MTD	0.97%
YTD	0.97%
1 Year	7.14%
3 Years	-6.98%
5 Years	-3.63%
Since Inception	-4.53%

## Figures Regulatory Reporting

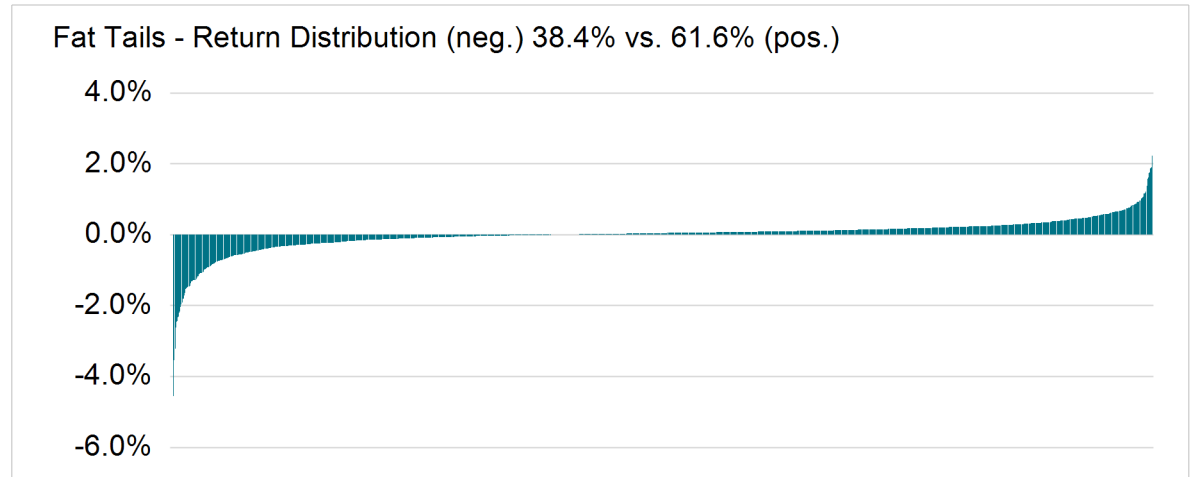
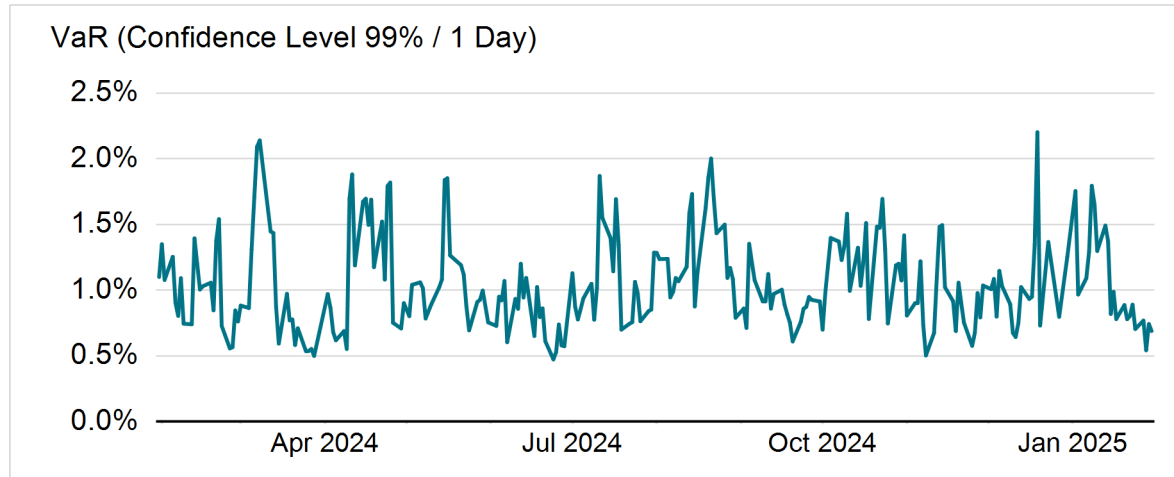
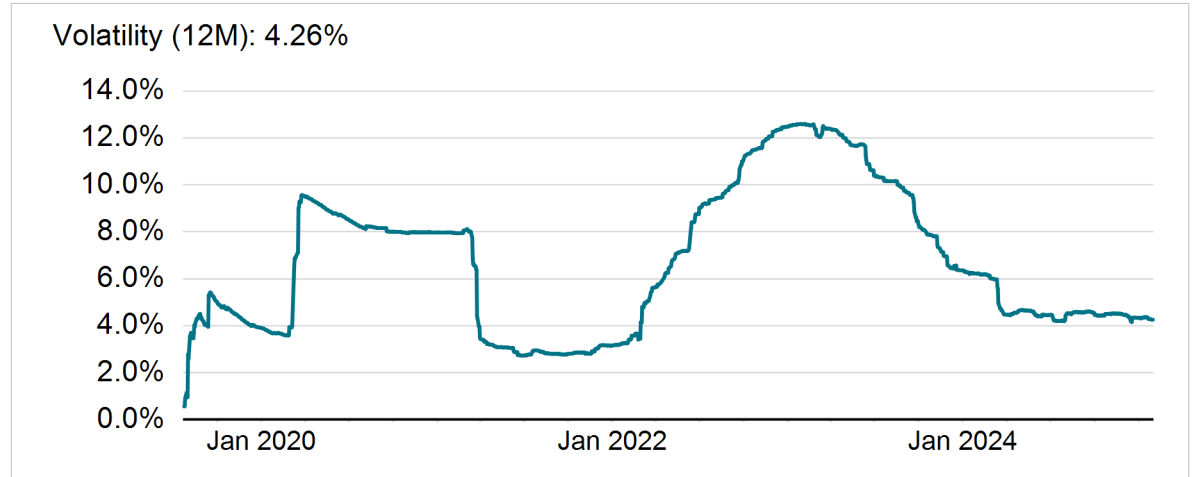
Risk weighted KSA	13.93%
Equity Item	0.00%
Stocks Financials	0.00%
Bonds Financials	0,00%
Outliers Backtest (VaR99%)	2

## Fund Dividends

Last Dividend (EUR)	1.00 EUR
Dividend Yield	1.08%
Total Expense Ratio p.a.	0.71

# Risk Figures since Inception<sup>1</sup>

7orca Vega INCOME I (22/07/2019 - 31/01/2025)

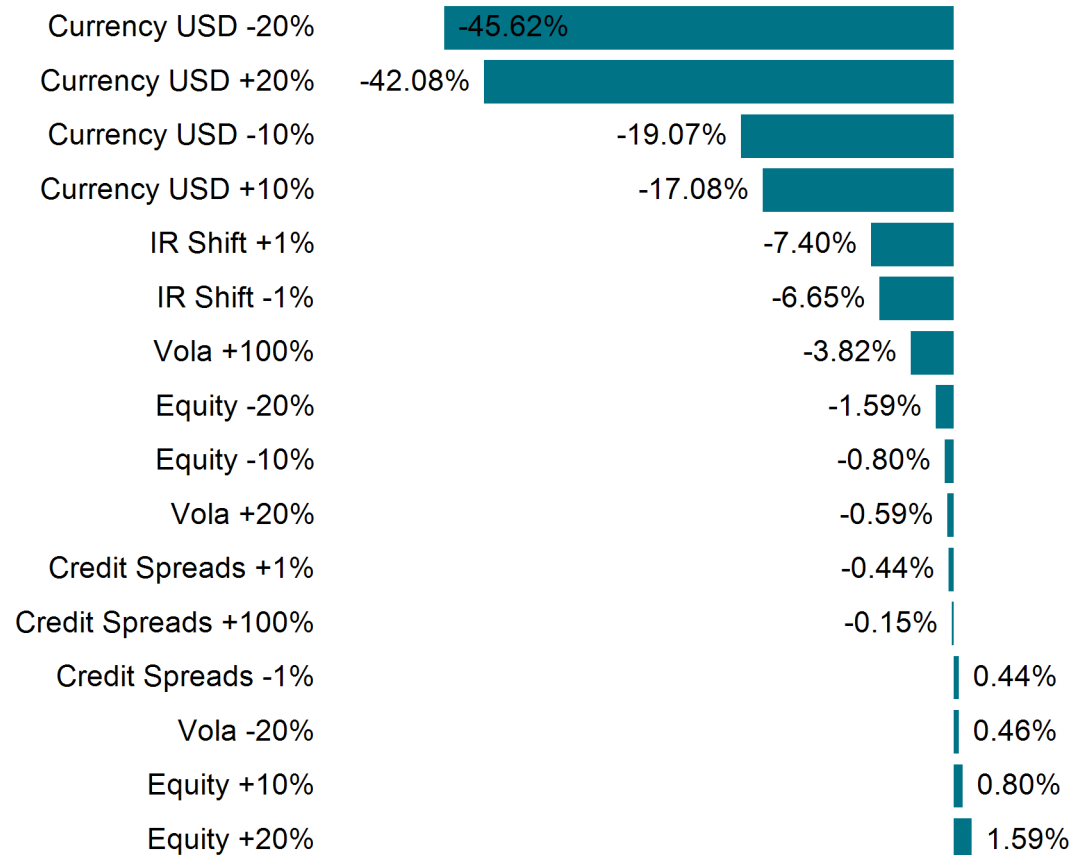


Source: Universal-Investment-Gesellschaft mbH. 7orca Asset Management AG.

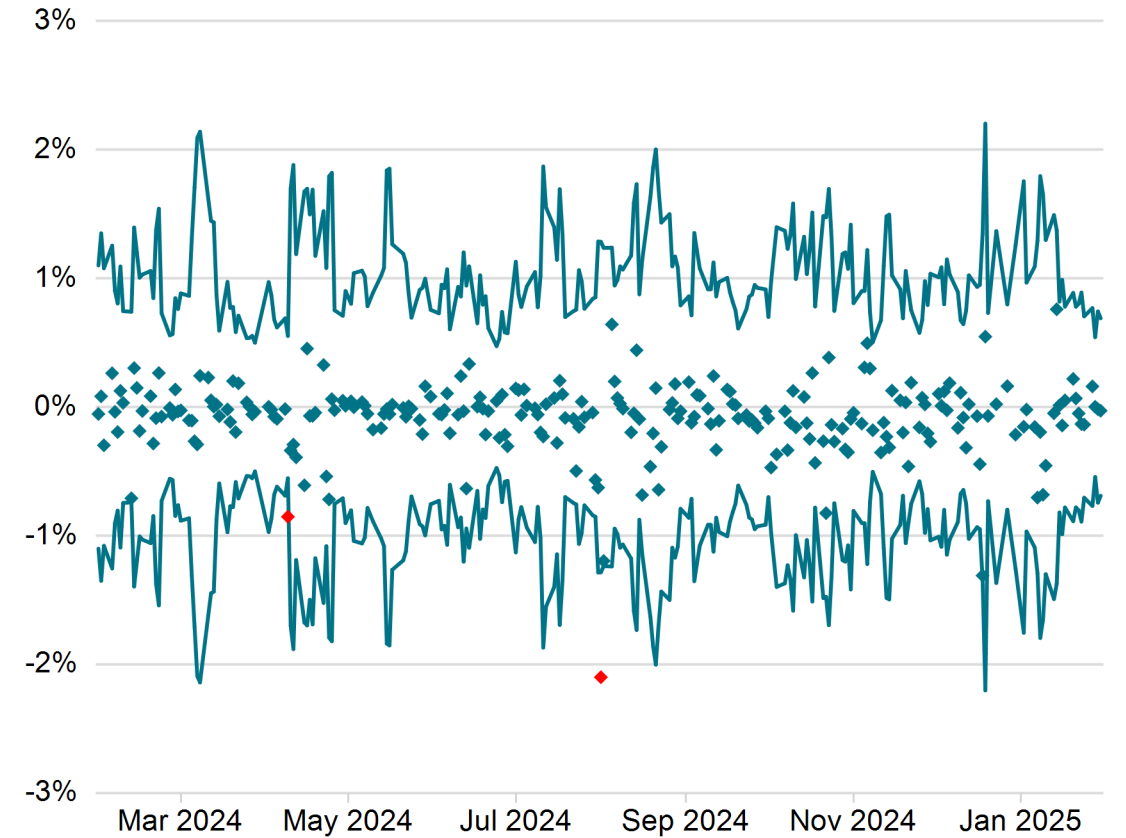
# Risk Figures<sup>1</sup>

7orca Vega INCOME I (31/01/2025)

## Stress Test



## VaR Backtest (MaRisk 12M) and Outliers (red)

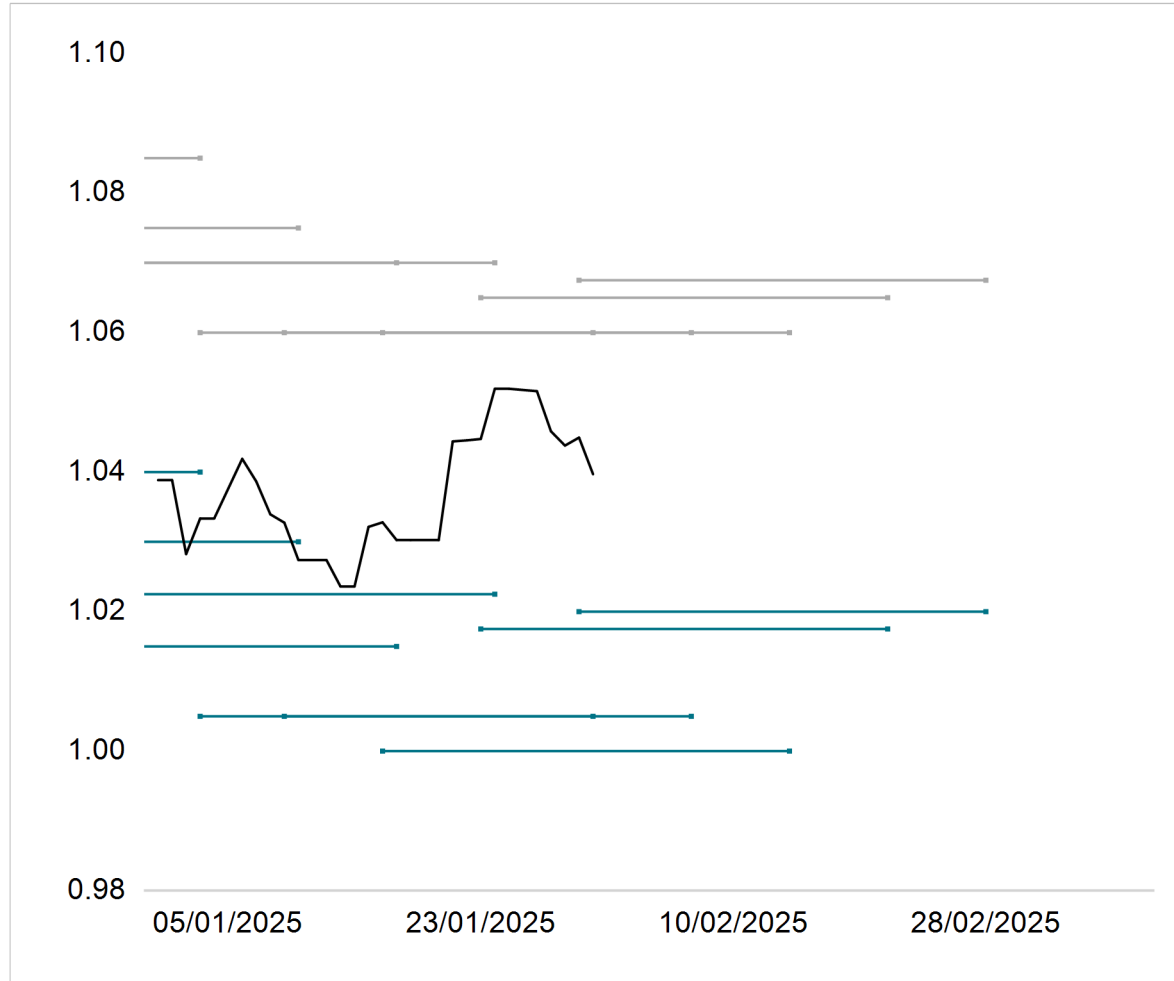


Source: Universal-Investment-Gesellschaft mbH. 7orca Asset Management AG.

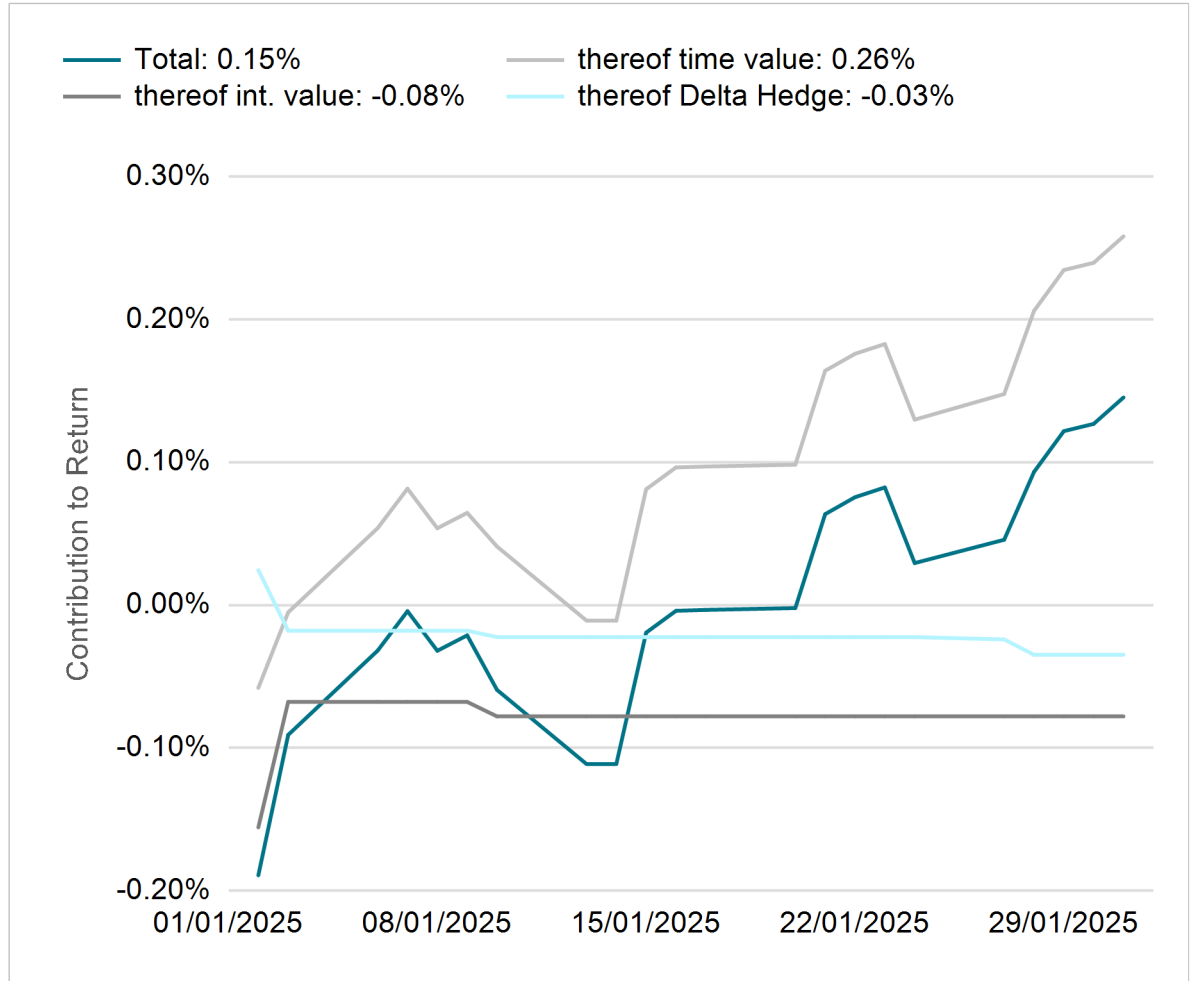


# Underlying EUR/USD Future<sup>1</sup>

7orca Vega INCOME I: Option Positions (30/12/2024 - 31/01/2025)



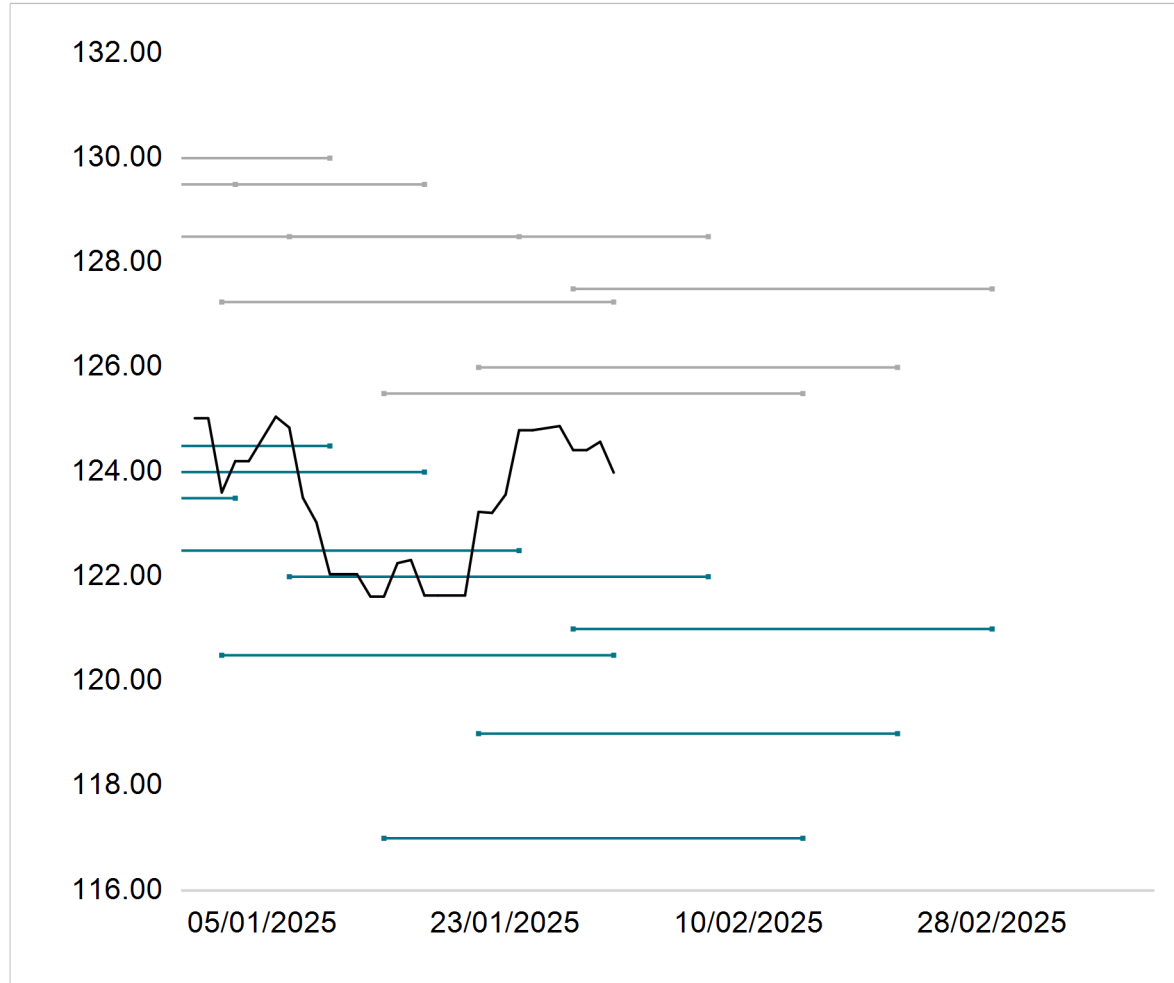
7orca Vega INCOME I: Contribution to Return (30/12/2024 - 31/01/2025)



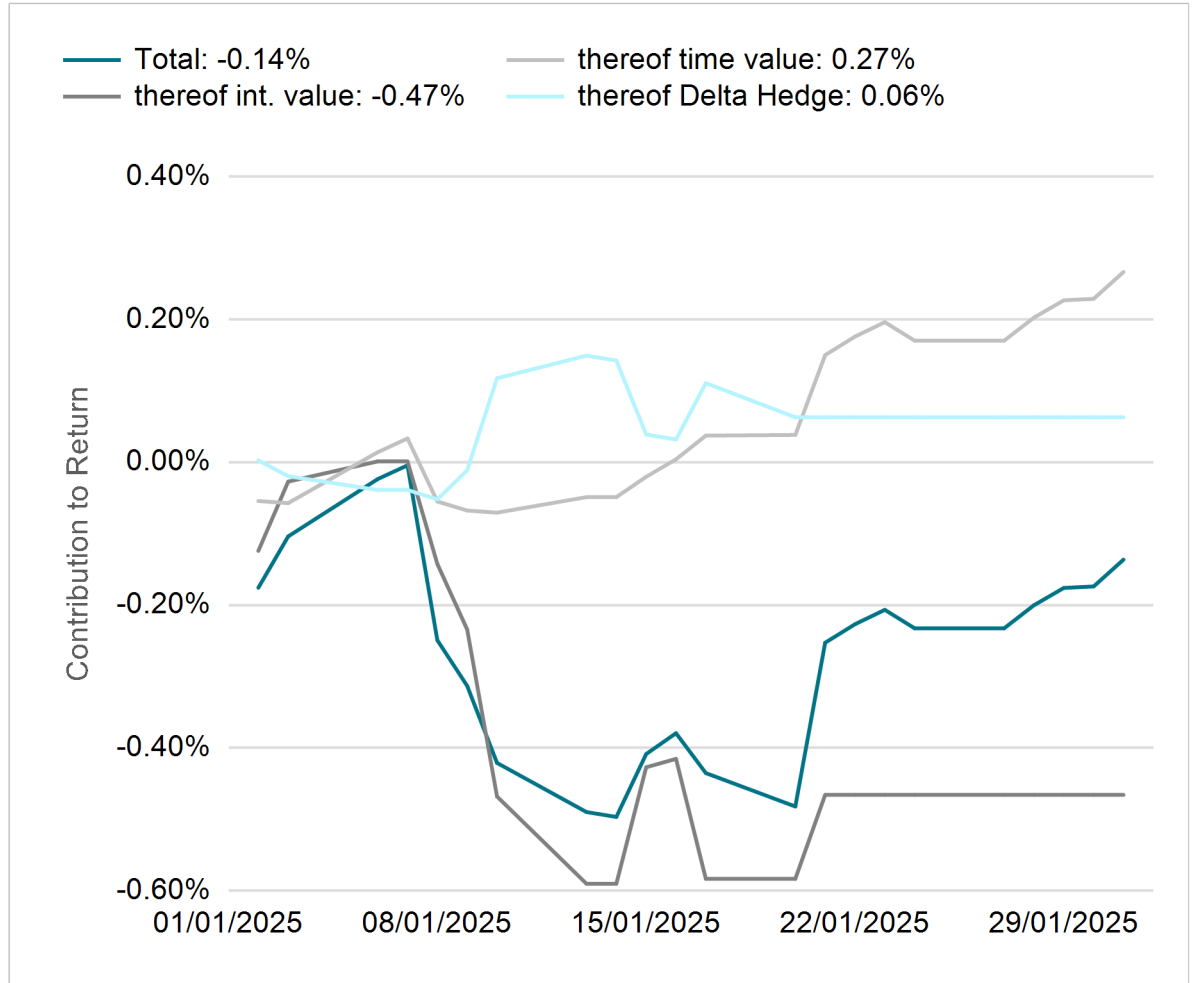
Source: Universal-Investment-Gesellschaft mbH. 7orca Asset Management AG.

# Underlying GBP/USD Future<sup>1</sup>

7orca Vega INCOME I: Option Positions (30/12/2024 - 31/01/2025)



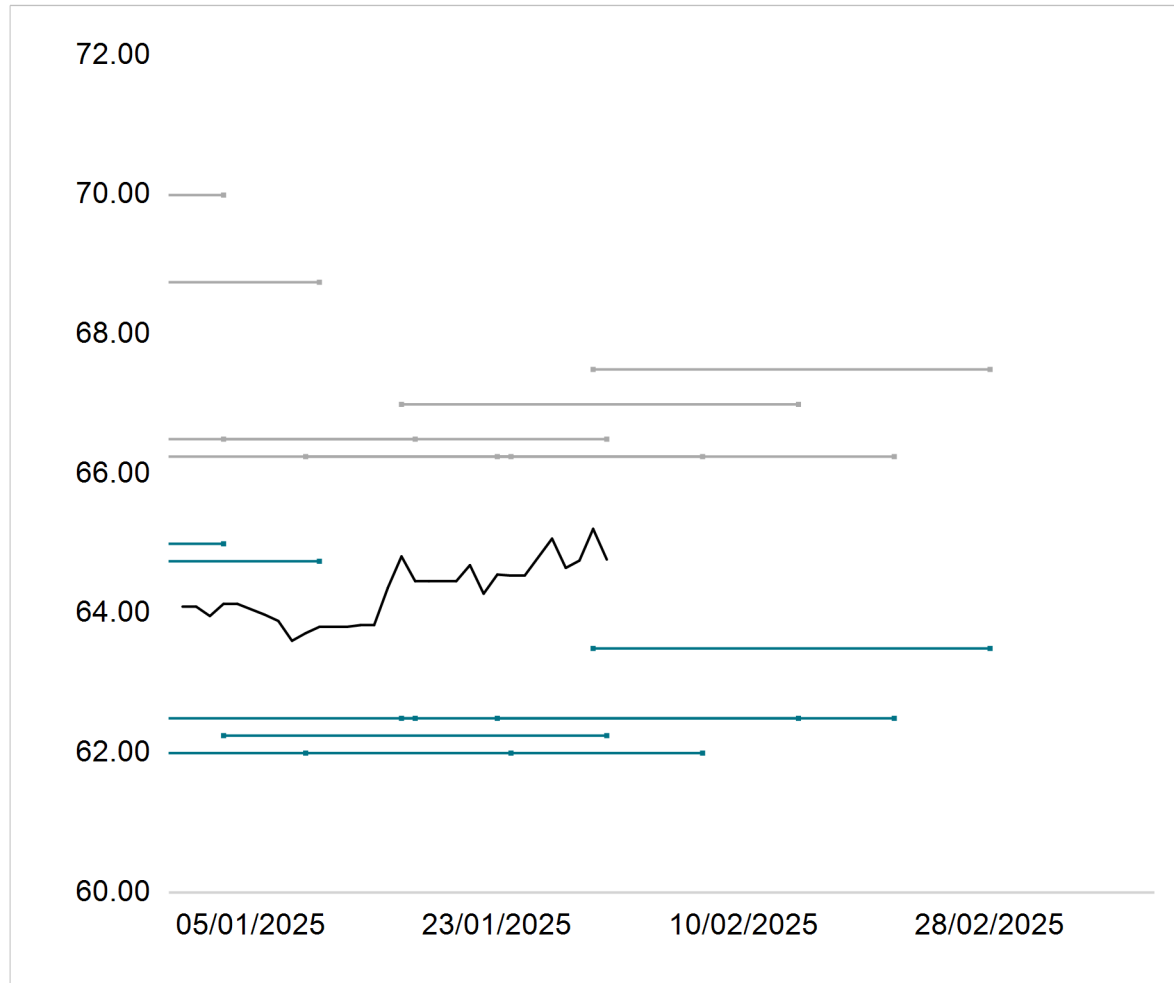
7orca Vega INCOME I: Contribution to Return (30/12/2024 - 31/01/2025)



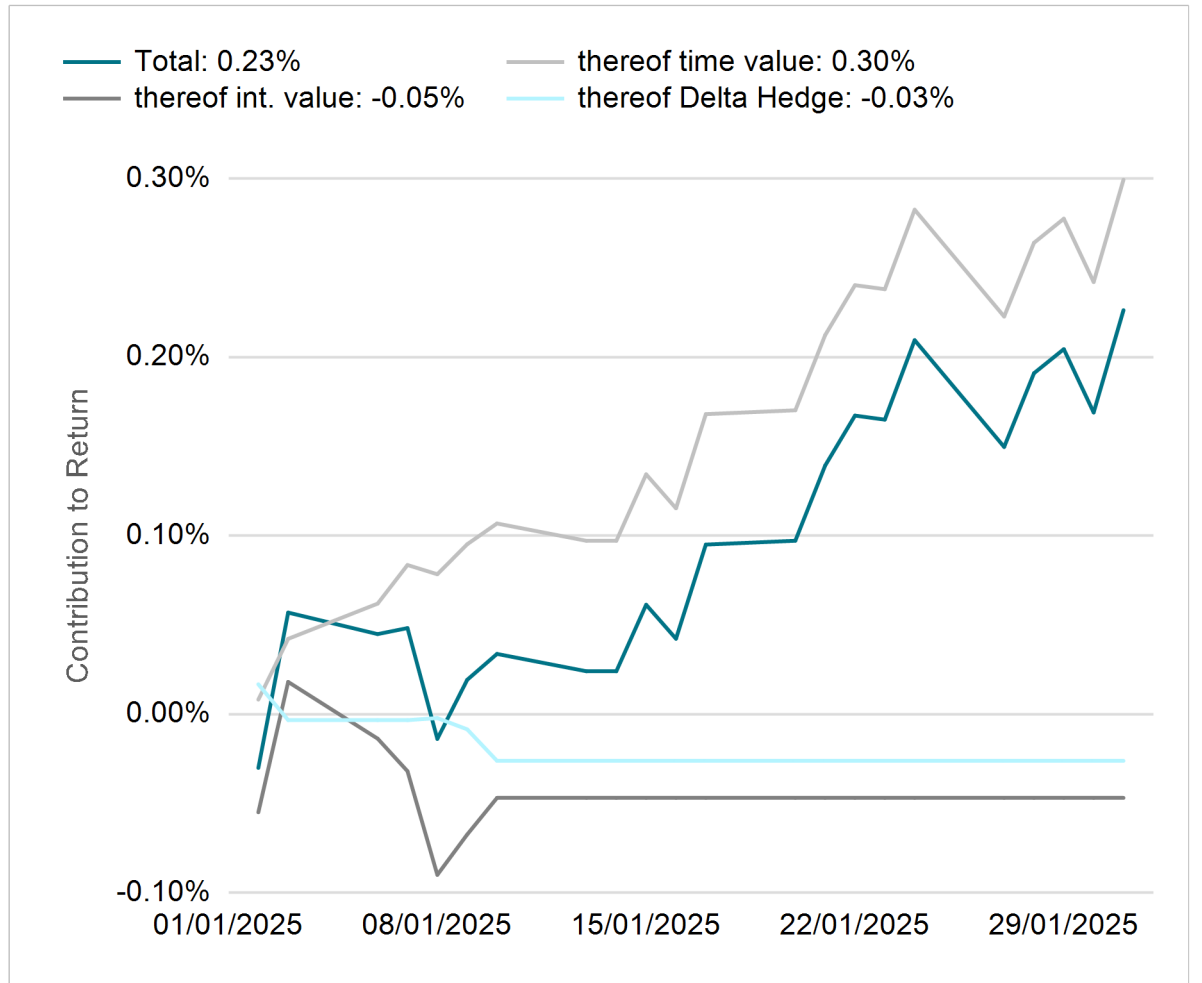
Source: Universal-Investment-Gesellschaft mbH. 7orca Asset Management AG.

# Underlying JPY/USD Future<sup>1</sup>

7orca Vega INCOME I: Option Positions (30/12/2024 - 31/01/2025)



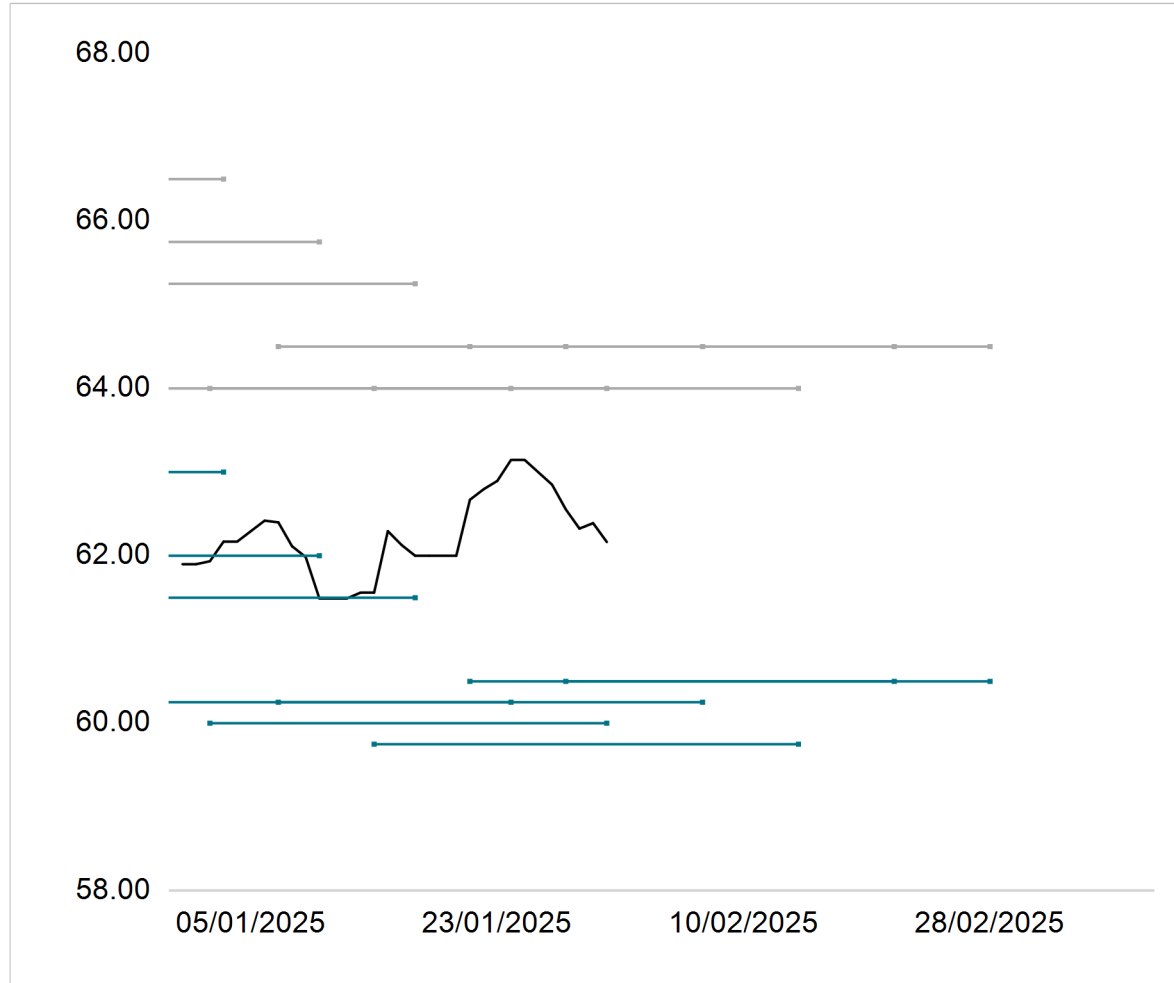
7orca Vega INCOME I: Contribution to Return (30/12/2024 - 31/01/2025)



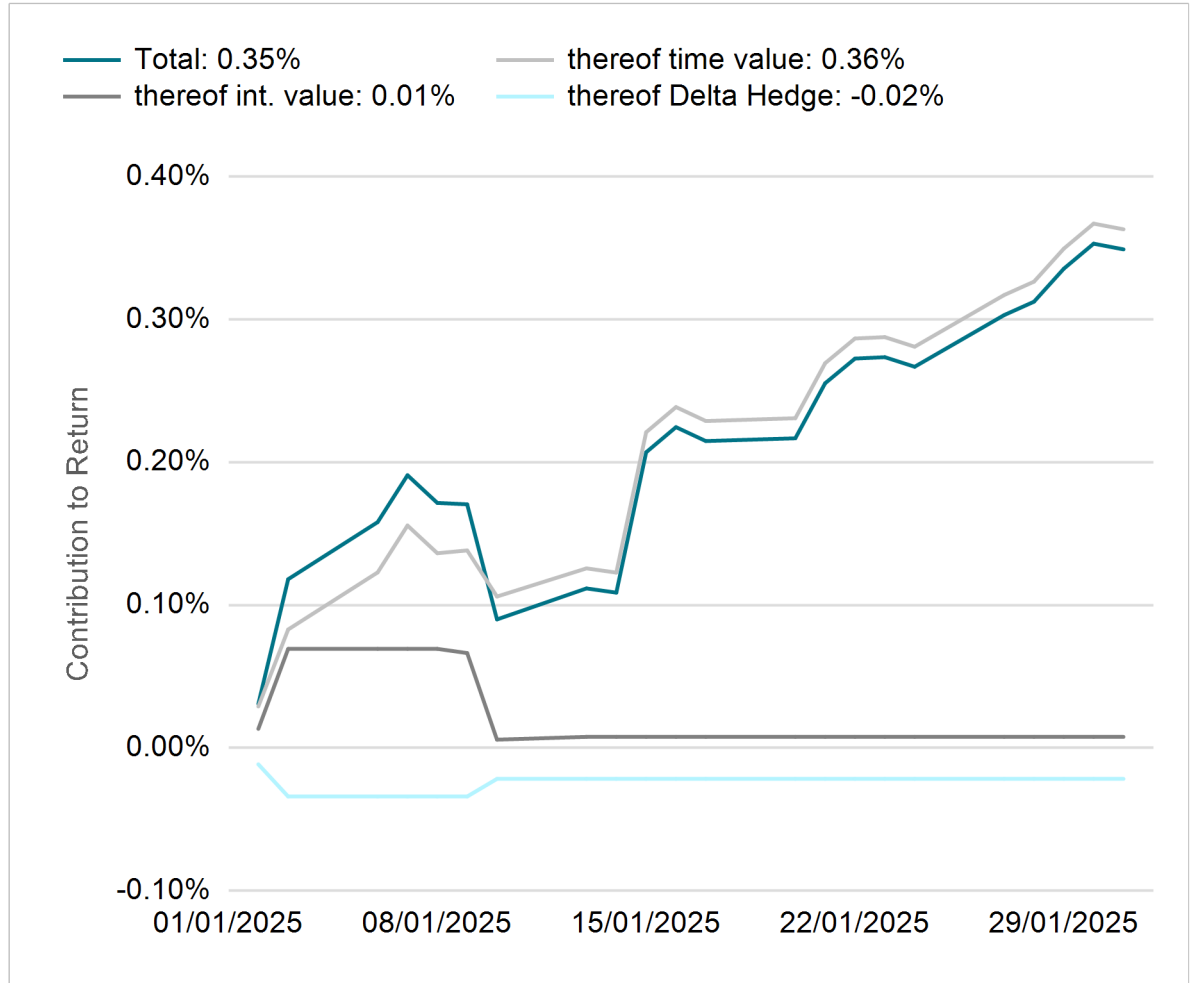
Source: Universal-Investment-Gesellschaft mbH. 7orca Asset Management AG.

# Underlying AUD/USD Future<sup>1</sup>

7orca Vega INCOME I: Option Positions (30/12/2024 - 31/01/2025)



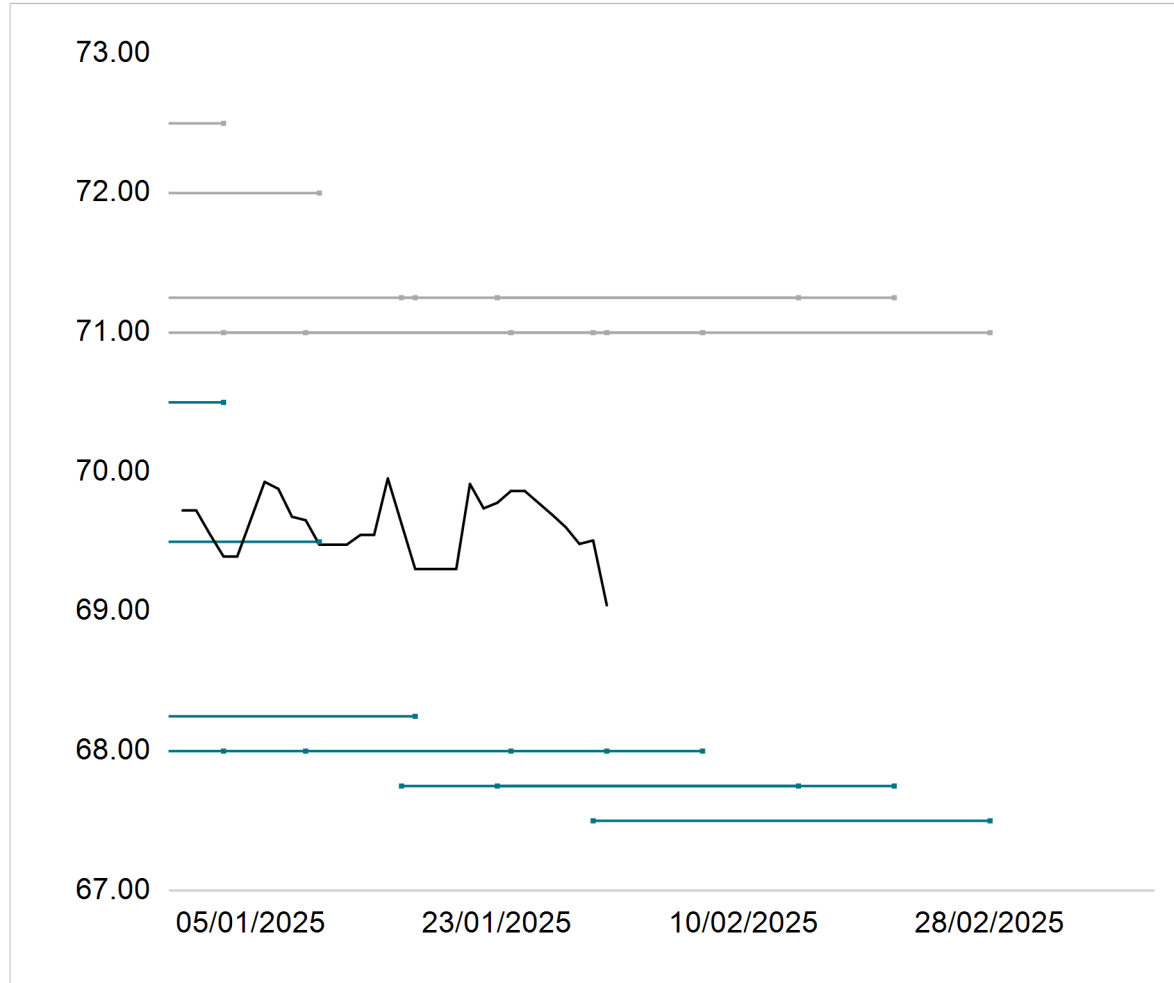
7orca Vega INCOME I: Contribution to Return (30/12/2024 - 31/01/2025)



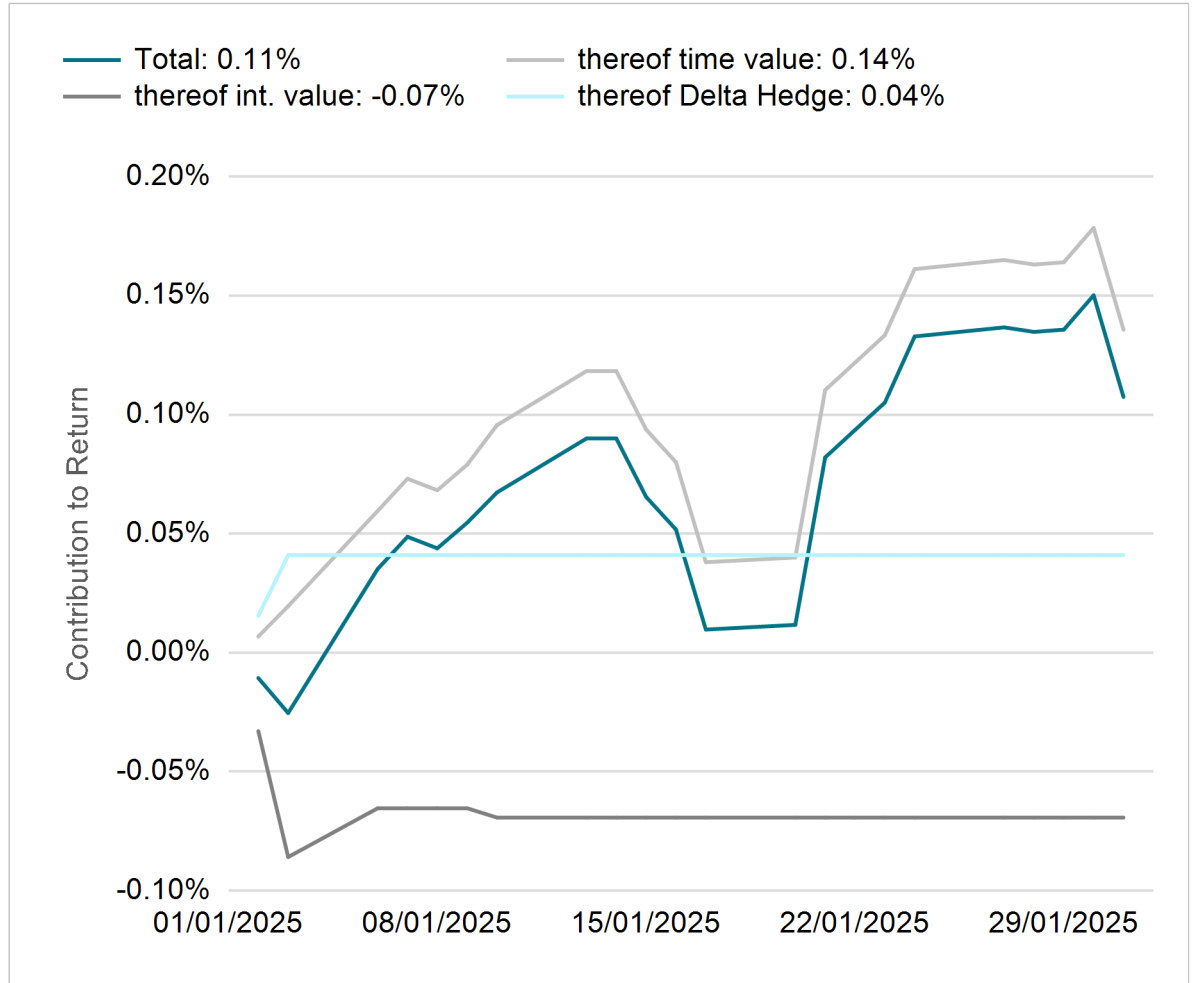
Source: Universal-Investment-Gesellschaft mbH. 7orca Asset Management AG.

# Underlying CAD/USD Future<sup>1</sup>

7orca Vega INCOME I: Option Positions (30/12/2024 - 31/01/2025)



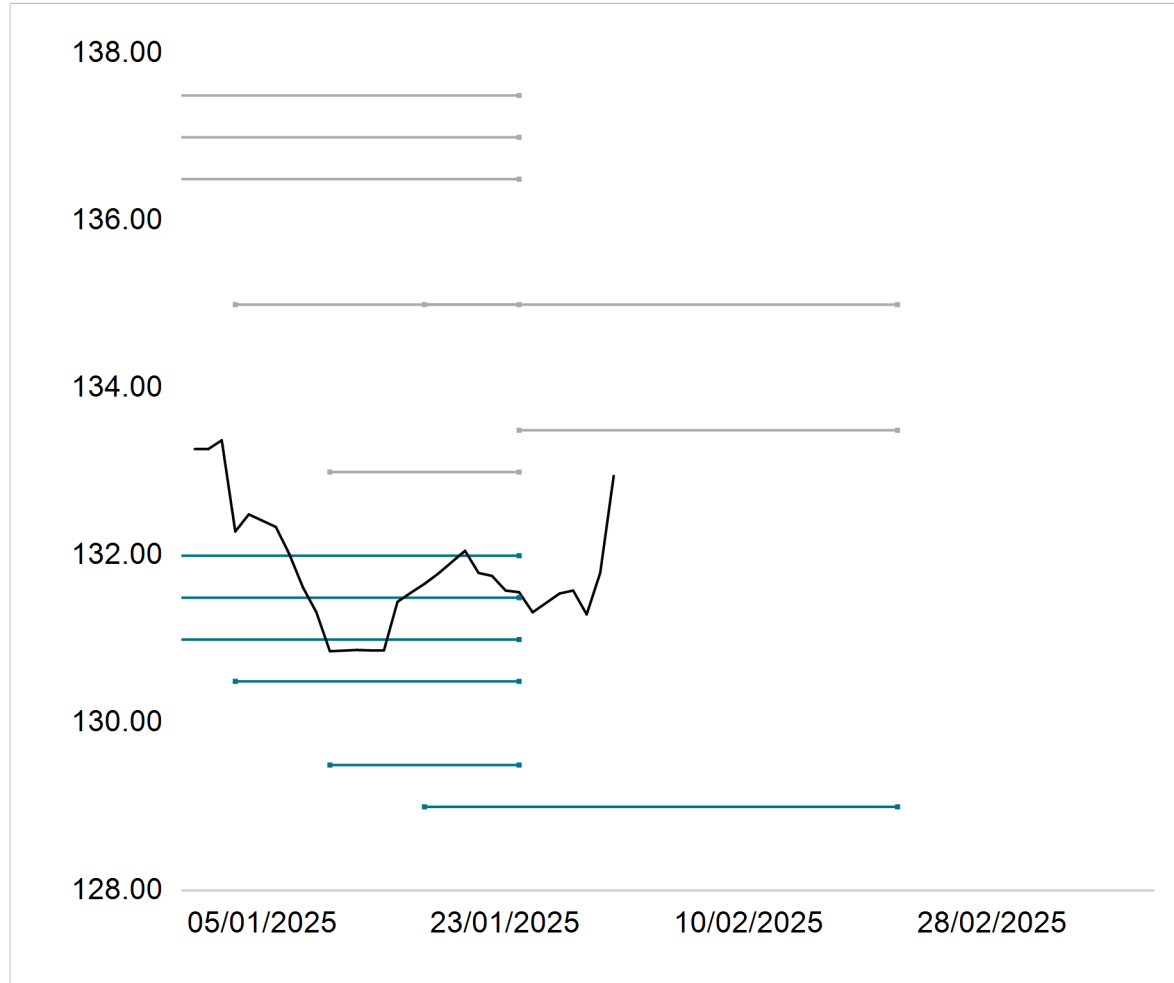
7orca Vega INCOME I: Contribution to Return (30/12/2024 - 31/01/2025)



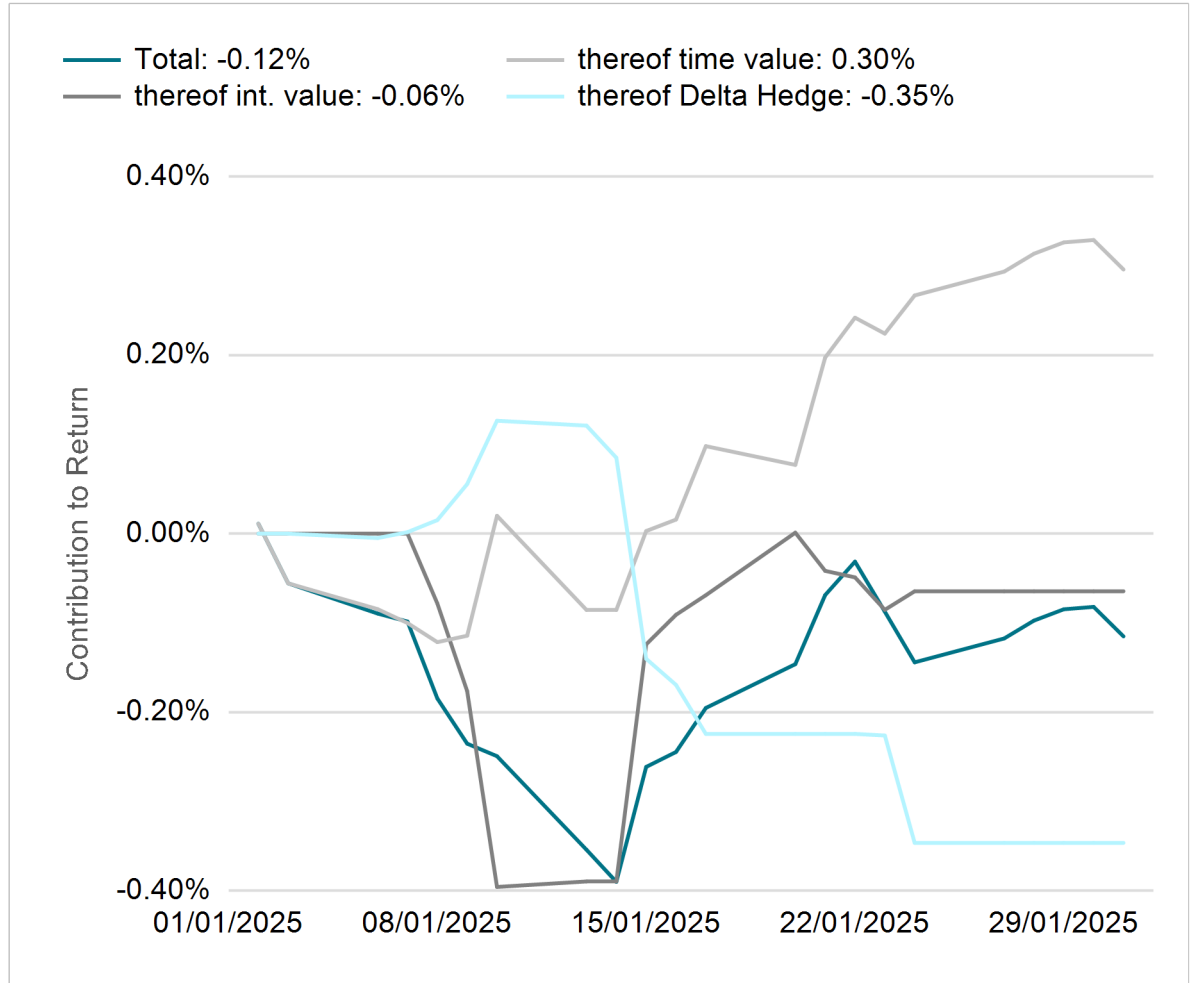
Source: Universal-Investment-Gesellschaft mbH. 7orca Asset Management AG.

# Underlying Bund Future<sup>1</sup>

7orca Vega INCOME I: Option Positions (30/12/2024 - 31/01/2025)



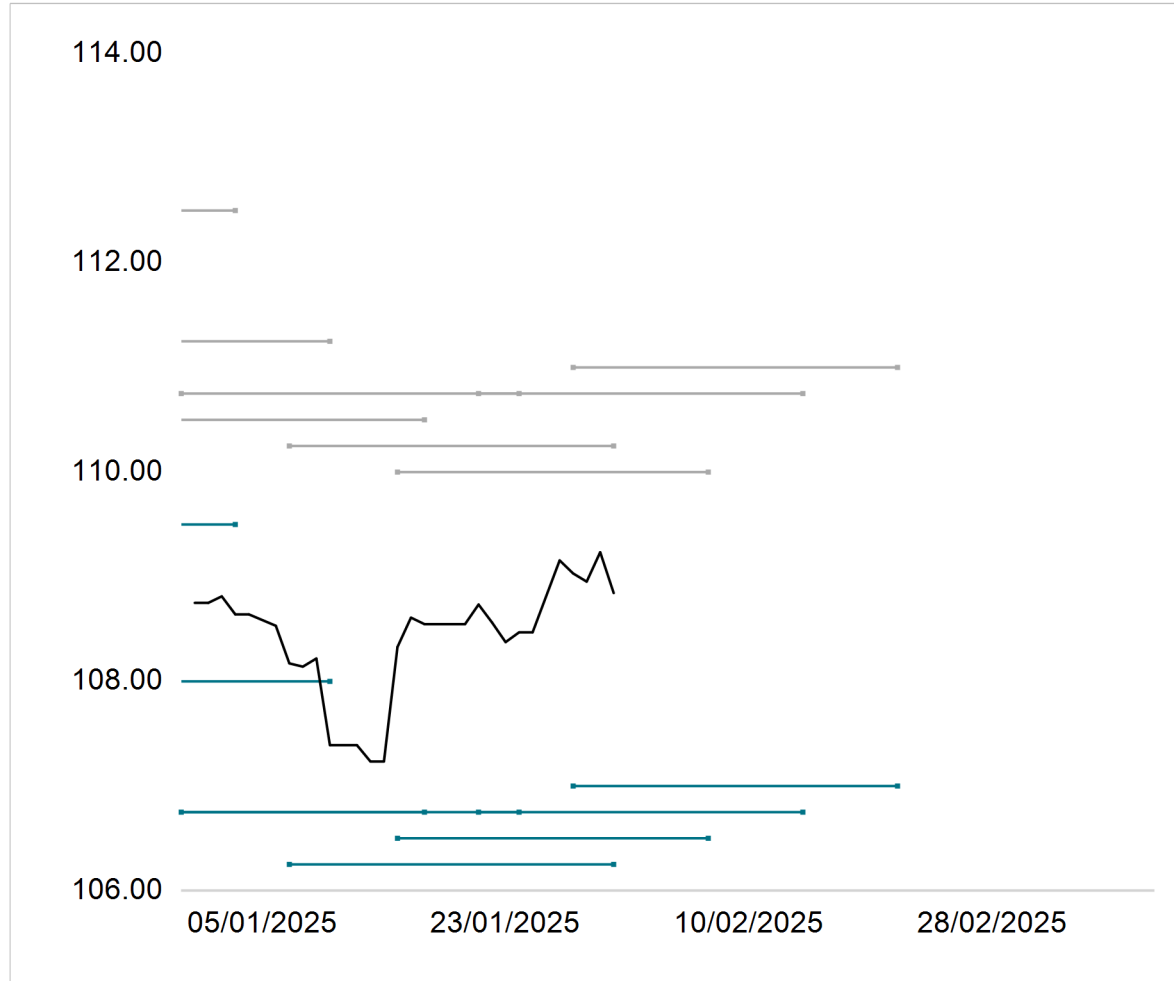
7orca Vega INCOME I: Contribution to Return (30/12/2024 - 31/01/2025)



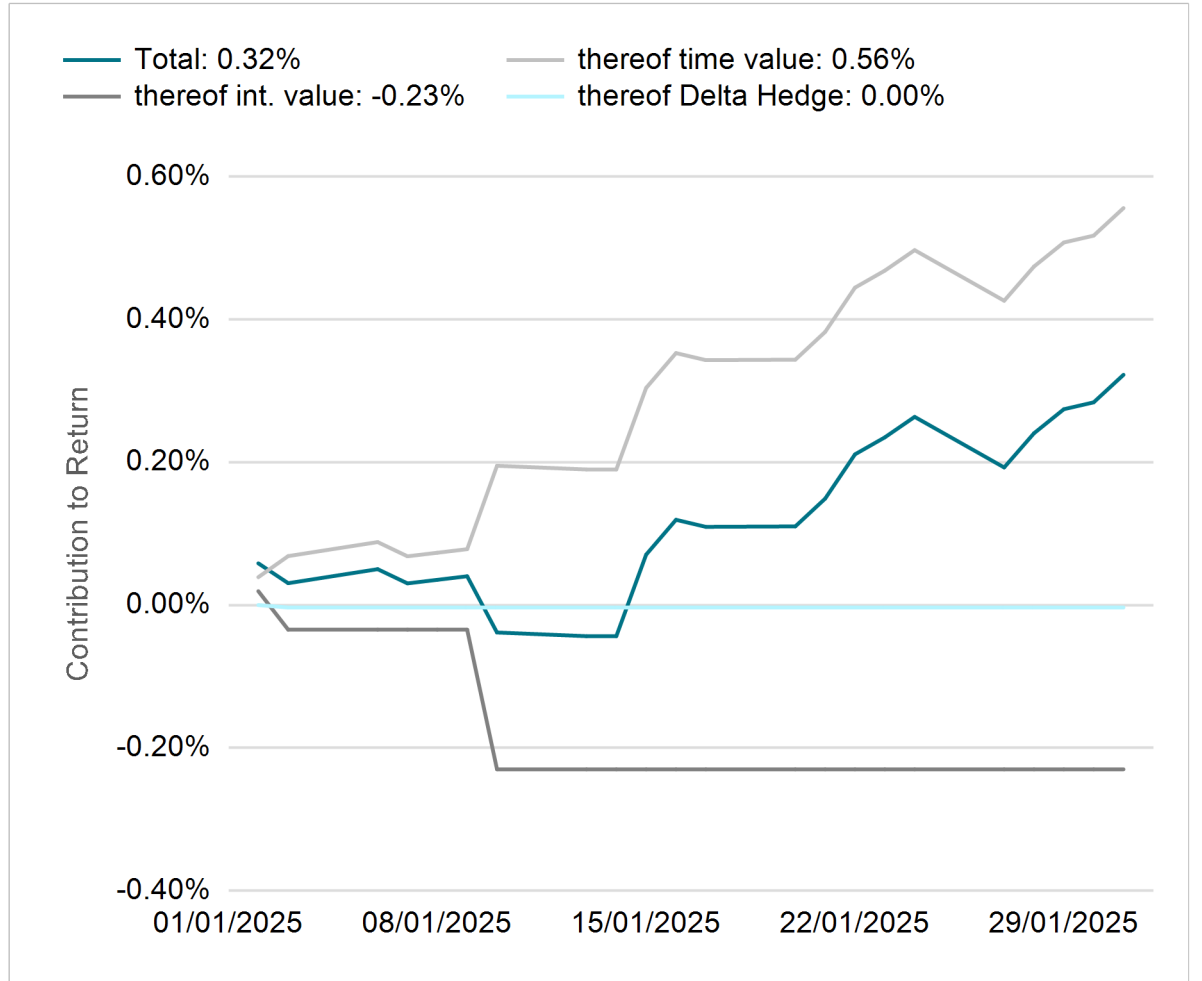
Source: Universal-Investment-Gesellschaft mbH. 7orca Asset Management AG.

# Underlying US Treasury Future<sup>1</sup>

7orca Vega INCOME I: Option Positions (30/12/2024 - 31/01/2025)



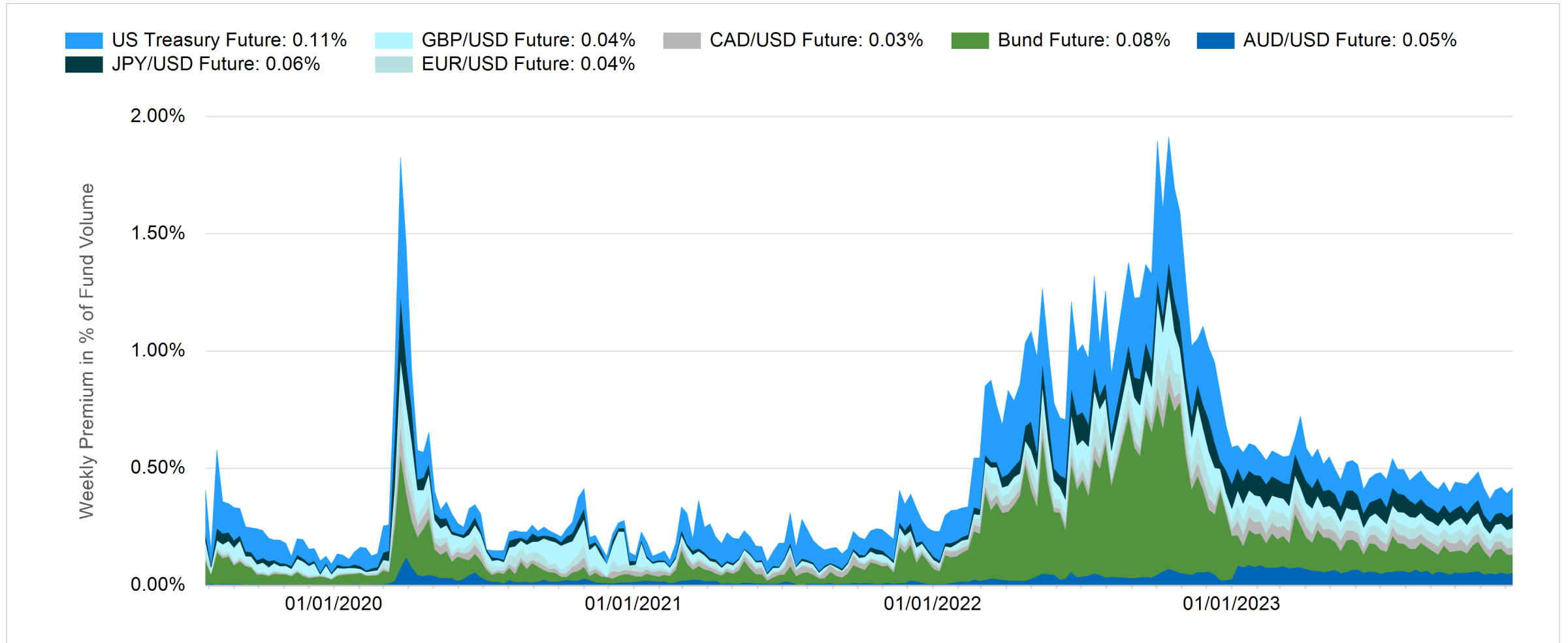
7orca Vega INCOME I: Contribution to Return (30/12/2024 - 31/01/2025)



Source: Universal-Investment-Gesellschaft mbH. 7orca Asset Management AG.

# Option Premium

Premium Monitor (28/07/2019 - 31/01/2025)



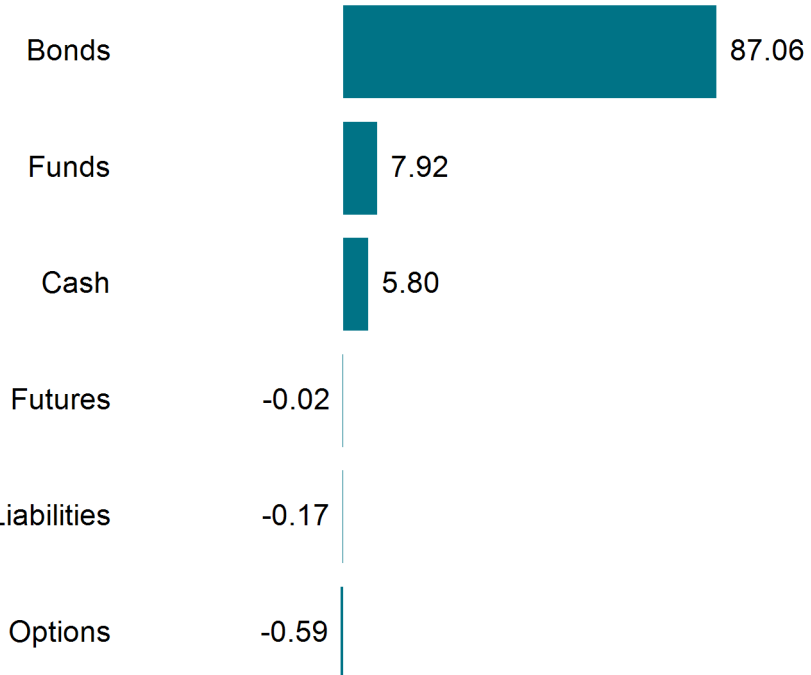
Source: 7orca Asset Management AG.



# Allocation Overview

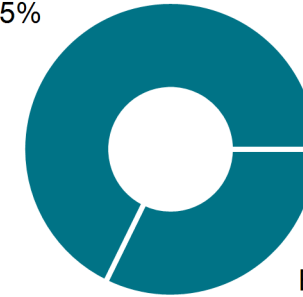
7orca Vega INCOME I (31/01/2025)

Share of fund assets in %



Options: Nominal Exposure

FX options  
67.75%



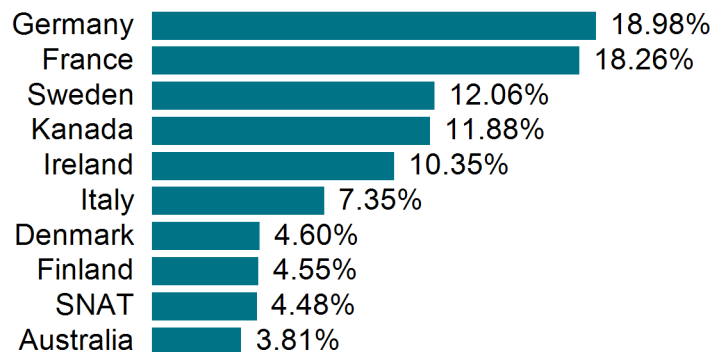
Bond options  
32.25%

Allocation	EUR	%
Bonds	10,941,687	87.06%
Funds	995,336	7.92%
Cash	728,623	5.80%
Futures	-2,586	-0.02%
Other Claims / Liabilities	-21,895	-0.17%
Options	-73,825	-0.59%
<b>Total Volume</b>	<b>12,567,339</b>	<b>100.00%</b>

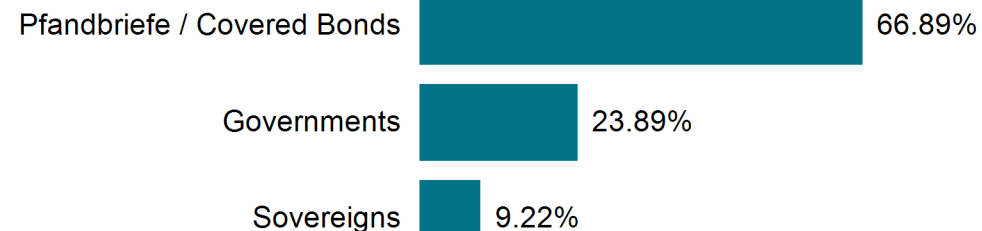
# Allocation Overview Bondfloor

7orca Vega INCOME I (31/01/2025)


## Country Risk (Top 10)



## Sectors



## Maturity

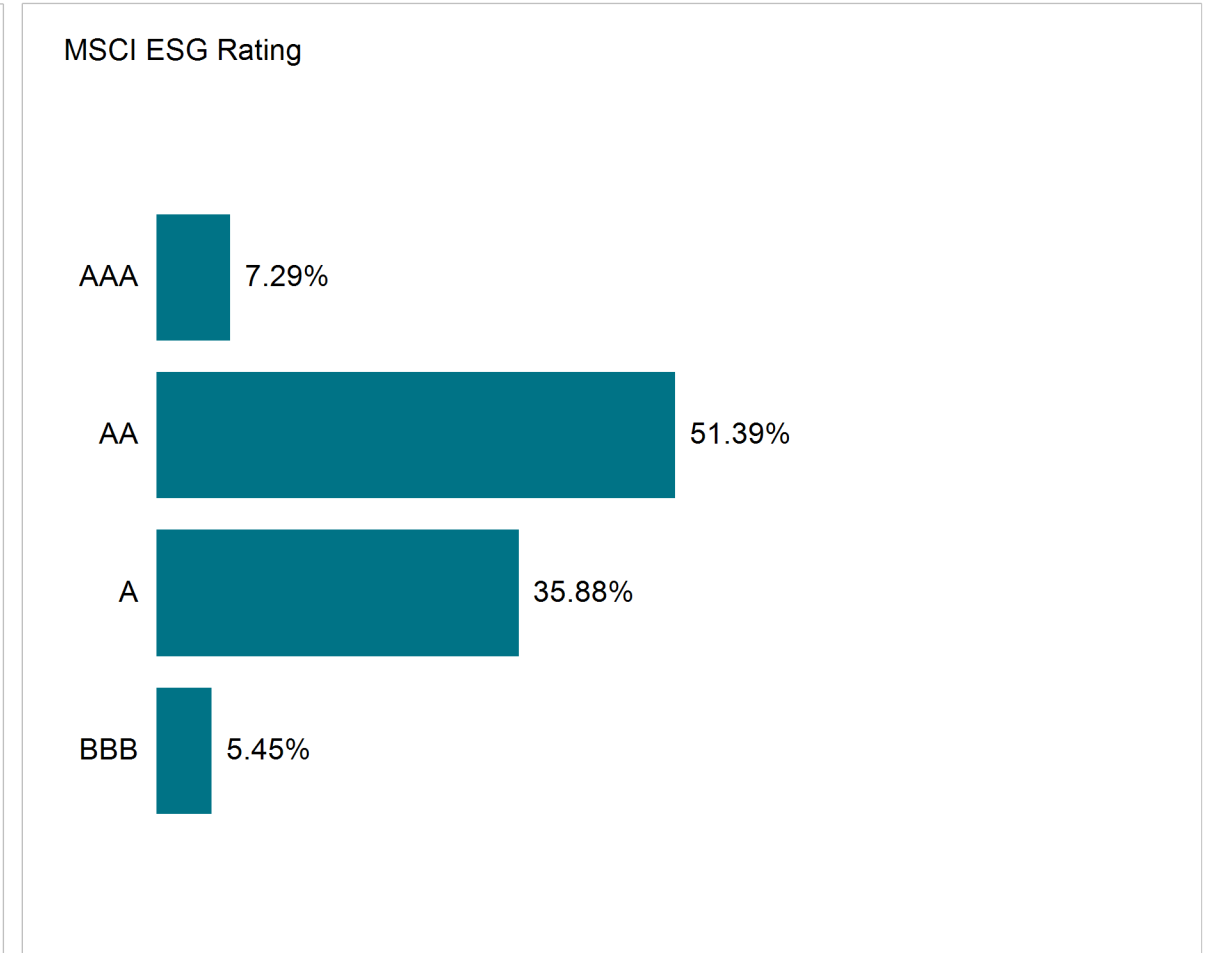
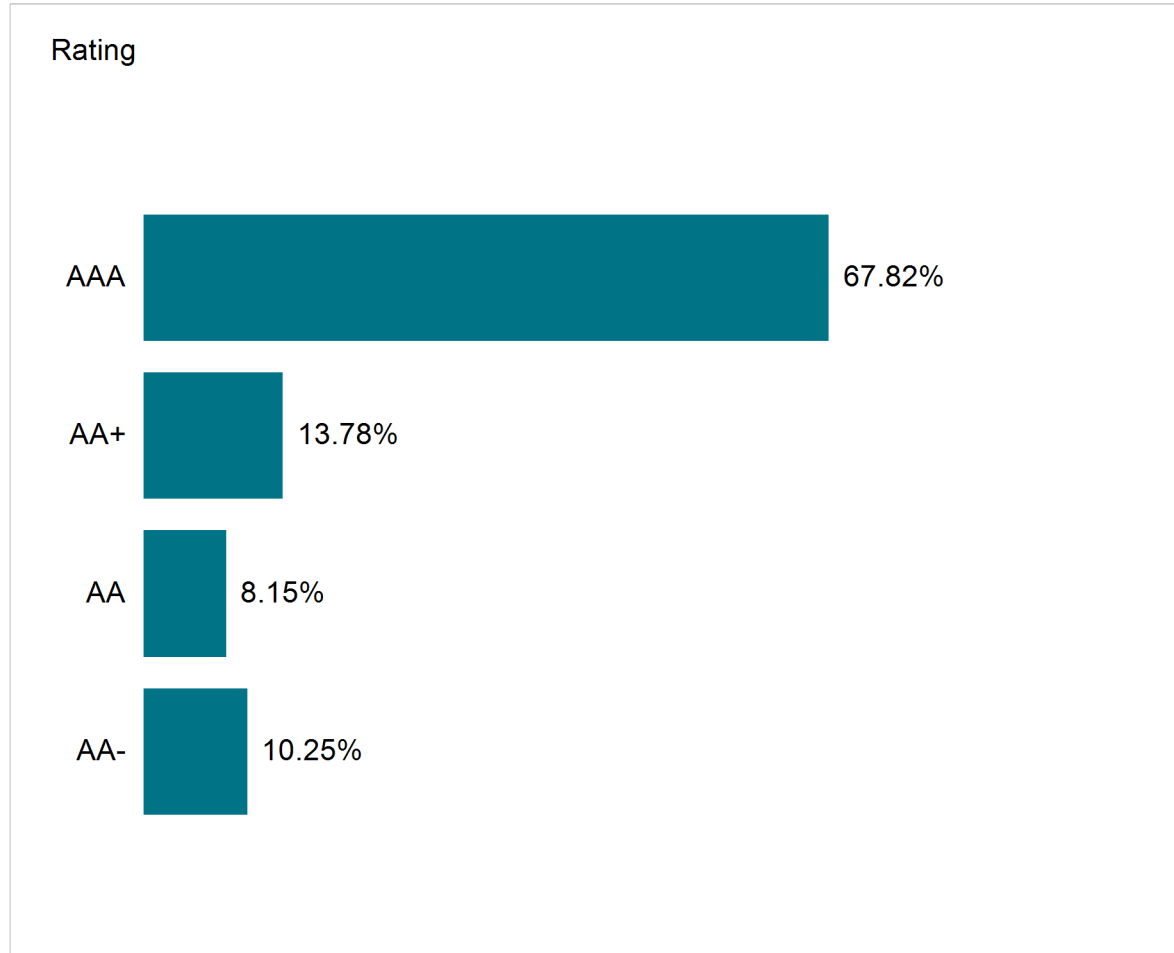


## Figures Bond Portfolio

% of Fund	87.06%
Yield	2.50%
Modified Duration	0.49%
Coupon	1.19%
Average Rating	AA+
Average Rating ESG	AA
Non EUR Bonds	0.00%

# Rating Overview Bondfloor

7orca Vega INCOME I (31/01/2025)



# Allocation Bondfloor, Liquidity

7orca Vega INCOME I (31/01/2025)

ISIN	Name	CCY	Maturity	Years	Coupon	Rating	Nominal	Price	Accr.	Dirty Value	%	mDur.	Yld.
FR0013236247	Caisse Fédérale de Crédit Mutuel (CM11)	EUR	10/02/2025	0.03	0.625%	AAA	400,000	99.96	2,439	402,295	3.20%	0.03%	1.95%
AT000B049572	UniCredit S.p.A.	EUR	25/02/2025	0.07	0.750%	AAA	800,000	99.88	5,607	804,655	6.40%	0.07%	2.51%
IE00B4TV0D44	Irland, Republik	EUR	13/03/2025	0.11	5.400%	AA-	600,000	100.28	28,849	630,529	5.02%	0.11%	2.80%
XS1791443440	Bank of Ireland Group PLC	EUR	14/03/2025	0.12	0.625%	AAA	500,000	99.80	2,774	501,794	3.99%	0.11%	2.34%
XS2138444661	The Bank of Nova Scotia	EUR	18/03/2025	0.13	0.010%	AAA	800,000	99.67	70	797,454	6.35%	0.12%	2.64%
XS1799048704	Länsförsäkringar AB	EUR	27/03/2025	0.15	0.625%	AAA	800,000	99.71	4,260	801,900	6.38%	0.15%	2.61%
ES0413790397	Banco Santander S.A.	EUR	07/04/2025	0.18	1.000%	AA	400,000	99.72	3,288	402,172	3.20%	0.18%	2.56%
FR0012695716	BPCE S.A.	EUR	24/04/2025	0.23	0.398%	AAA	800,000	99.51	2,469	798,557	6.35%	0.22%	2.58%
FR0013259413	Société Générale S.A.	EUR	02/06/2025	0.33	0.500%	AAA	800,000	99.31	2,674	797,138	6.34%	0.33%	2.60%
DE000A2AASB4	DZ BANK AG Deutsche Zentral-Genossenschaftsbank	EUR	06/06/2025	0.35	0.375%	AAA	500,000	99.23	1,233	497,388	3.96%	0.34%	2.64%
DE000DHY4861	Norddeutsche Landesbank -Girozentrale-	EUR	20/06/2025	0.38	0.375%	AAA	600,000	99.15	1,393	596,269	4.74%	0.37%	2.64%
XS2508690612	The Toronto-Dominion Bank	EUR	28/07/2025	0.49	1.707%	AAA	500,000	99.58	4,396	502,316	4.00%	0.48%	2.56%
FI4000167317	Finnland, Republik	EUR	15/09/2025	0.62	0.875%	AA+	500,000	99.13	1,666	497,306	3.96%	0.61%	2.30%
EU000A1G0EB6	European Financial Stability Facility [EFSF]	EUR	26/01/2026	0.99	0.400%	AA-	500,000	98.11	33	490,603	3.90%	0.96%	2.36%
DE000NRW0LN6	Nordrhein-Westfalen, Land	EUR	13/03/2026	1.11	0.250%	AA	500,000	97.70	1,113	489,633	3.90%	1.08%	2.37%
DE000A168015	Berlin, Land	EUR	20/03/2026	1.13	0.625%	AA+	500,000	98.09	2,723	493,193	3.92%	1.10%	2.35%
XS2610235801	AB Svensk Exportkredit	EUR	13/04/2026	1.20	3.250%	AA+	500,000	100.92	13,089	517,689	4.12%	1.14%	2.46%
XS2646222633	ANZ Group Holdings Ltd.	EUR	17/07/2026	1.46	3.951%	AAA	400,000	102.15	8,616	417,216	3.32%	1.39%	2.42%
XS2911156326	Dänemark, Königreich	EUR	02/10/2026	1.67	2.250%	AAA	500,000	99.96	3,760	503,580	4.01%	1.61%	2.27%
<b>Total</b>					<b>1.188%</b>	<b>AA+</b>			<b>90,452</b>	<b>10,941,687</b>	<b>87.06%</b>	<b>0.49%</b>	<b>2.50%</b>

# Allocation Bondfloor, Liquidity

7orca Vega INCOME I (31/01/2025)

ISIN	Name	CCY	Price	Coupon	Nominal	Accr.	Dirty Value	%
FR0010251660	AMUNDI EURO LIQUIDITY SELECT Actions au	EUR	248,834.00	0.00%	4	0	995,336	7.92%
<b>Total</b>	<b>Fixed-Income Funds</b>			<b>0.00%</b>		<b>0</b>	<b>995,336</b>	<b>7.92%</b>

# Allocation Bondfloor, Liquidity

7orca Vega INCOME I (31/01/2025)

Position	Name	Account Details	CCY	FX-Spot	Coupon	Nominal	Accr.	Dirty Value	%
Cash	Cash	5 EUR Cash	EUR	1.0000	0.55%	336,345	924	337,269	2.68%
Cash	Cash	2 USD Cash	USD	1.0394	1.67%	405,766	969	391,354	3.11%
Claims / Liabilities	Other Claims / Liabilities	10 EUR Other Claims / Liabilities	EUR	1.0000	0.00%	-21,895	0	-21,895	-0.17%
<b>Total</b>					<b>3.16%</b>		<b>1,893</b>	<b>706,727</b>	<b>5.62%</b>

# Portfolio Allocation - Options

7orca Vega INCOME I (31/01/2025)

Basis	Name	CCY	Size	Maturity	Call/Put	Nominal	Price	Cost	Premium	Delta Pos.	Nom.Exp.
EUR	FUTURE EU-BUND 03.25 CALL 21.02.25 BP 133,50 EUREX	EUR	1	21/02/2025	Short Call	-27	0.3600	0.1485	4,050	-0.30	2,700,000
EUR	FUTURE EU-BUND 03.25 PUT 21.02.25 BP 129,00 EUREX	EUR	1	21/02/2025	Short Put	-52	0.0300	0.1733	9,090	0.04	5,200,000
EUR	FUTURE EU-BUND 03.25 CALL 21.02.25 BP 134,50 EUREX	EUR	1	21/02/2025	Short Call	-27	0.1600	0.1485	4,050	-0.16	2,700,000
EUR	FUTURE EU-BUND 03.25 CALL 21.02.25 BP 135,00 EUREX	EUR	1	21/02/2025	Short Call	-25	0.1100	0.1885	4,750	-0.11	2,500,000
EUR	FUTURE EU-BUND 03.25 PUT 21.02.25 BP 130,50 EUREX	EUR	1	21/02/2025	Short Put	-27	0.1400	0.1385	3,780	0.07	2,700,000
<b>Total</b>									<b>25,720</b>	<b>-0.09</b>	<b>15,800,000</b>
USD	FUT. 10Y TRE 1W 03.25 CALL 07.02.25 BP 110,00 CBOT	USD	1	07/02/2025	Short Call	-40	0.0469	0.1536	5,962	-0.17	3,848,374
USD	FUT. 10Y TRE 1W 03.25 PUT 07.02.25 BP 106,50 CBOT	USD	1	07/02/2025	Short Put	-40	0.0010	0.1223	4,748	0.00	3,848,374
USD	FUT. 10Y TRE 2W 03.25 PUT 14.02.25 BP 106,75 CBOT	USD	1	14/02/2025	Short Put	-40	0.0469	0.1380	5,307	0.06	3,848,374
USD	FUT. 10Y TRE 2W 03.25 CALL 14.02.25 BP 110,75 CBOT	USD	1	14/02/2025	Short Call	-40	0.0625	0.1536	5,907	-0.12	3,848,374
USD	FUTURE 10Y TREA 03.25 CALL 21.02.25 BP 111,00 CBOT	USD	1	21/02/2025	Short Call	-42	0.0781	0.1223	4,929	-0.12	4,040,793
USD	FUTURE 10Y TREA 03.25 PUT 21.02.25 BP 107,00 CBOT	USD	1	21/02/2025	Short Put	-42	0.1094	0.1223	4,929	0.11	4,040,793
<b>Total</b>									<b>31,783</b>	<b>-0.04</b>	<b>23,475,082</b>

# Portfolio Allocation - Options

7orca Vega INCOME I (31/01/2025)

Basis	Name	CCY	Size	Maturity	Call/Put	Nominal	Price	Cost	Premium	Delta Pos.	Nom.Exp.
USD	F FX EUR/USD 2PM 03.25 CALL 07.02.25 BP 1,06 CME	USD	125000	07/02/2025	Short Call	-13	0.0003	0.0021	3,270	-0.05	1,563,402
USD	F FX EUR/USD 2PM 03.25 PUT 07.02.25 BP 1,005 CME	USD	125000	07/02/2025	Short Put	-13	0.0001	0.0020	3,113	0.02	1,563,402
USD	F FX EUR/USD W 03.25 CALL 14.02.25 BP 1,06 CME	USD	125000	14/02/2025	Short Call	-13	0.0009	0.0020	3,112	-0.10	1,563,402
USD	F FX EUR/USD W 03.25 PUT 14.02.25 BP 1,00 CME	USD	125000	14/02/2025	Short Put	-13	0.0002	0.0018	2,797	0.03	1,563,402
USD	F FX EUR/USD W 03.25 PUT 21.02.25 BP 1,0175 CME	USD	125000	21/02/2025	Short Put	-13	0.0013	0.0018	2,771	0.15	1,563,402
USD	F FX EUR/USD W 03.25 CALL 21.02.25 BP 1,065 CME	USD	125000	21/02/2025	Short Call	-13	0.0008	0.0018	2,771	-0.09	1,563,402
USD	F FX EUR/USD W 03.25 PUT 28.02.25 BP 1,02 CME	USD	125000	28/02/2025	Short Put	-14	0.0023	0.0017	2,806	0.20	1,683,664
USD	F FX EUR/USD W 03.25 CALL 28.02.25 BP 1,0675 CME	USD	125000	28/02/2025	Short Call	-14	0.0009	0.0016	2,639	-0.09	1,683,664
<b>Total</b>									<b>23,278</b>	<b>0.01</b>	<b>12,747,739</b>
USD	F FX GBP/USD 2PM 03.25 CALL 07.02.25 BP 128,50 CME	USD	625	07/02/2025	Short Call	-20	0.0100	0.2245	2,706	-0.01	1,202,617
USD	F FX GBP/USD 2PM 03.25 PUT 07.02.25 BP 122,00 CME	USD	625	07/02/2025	Short Put	-20	0.0600	0.2745	3,309	0.11	1,202,617
USD	F FX GBP/USD W 03.25 CALL 14.02.25 BP 125,50 CME	USD	625	14/02/2025	Short Call	-20	0.3000	0.2445	2,969	-0.22	1,202,617
USD	F FX GBP/USD W 03.25 PUT 14.02.25 BP 117,00 CME	USD	625	14/02/2025	Short Put	-20	0.0100	0.3245	3,941	0.02	1,202,617
USD	F FX GBP/USD W 03.25 CALL 21.02.25 BP 126,00 CME	USD	625	21/02/2025	Short Call	-20	0.2800	0.2245	2,699	-0.21	1,202,617
USD	F FX GBP/USD W 03.25 PUT 21.02.25 BP 119,00 CME	USD	625	21/02/2025	Short Put	-20	0.0300	0.2645	3,180	0.04	1,202,617
USD	F FX GBP/USD W 03.25 PUT 28.02.25 BP 121,00 CME	USD	625	28/02/2025	Short Put	-21	0.2100	0.2645	3,331	0.14	1,262,748
USD	F FX GBP/USD W 03.25 CALL 28.02.25 BP 127,50 CME	USD	625	28/02/2025	Short Call	-21	0.1200	0.1945	2,449	-0.09	1,262,748
<b>Total</b>									<b>24,583</b>	<b>-0.03</b>	<b>9,741,197</b>



# Portfolio Allocation - Options

7orca Vega INCOME I (31/01/2025)

Basis	Name	CCY	Size	Maturity	Call/Put	Nominal	Price	Cost	Premium	Delta Pos.	Nom.Exp.
USD	F FX JPY/USD 2PM 03.25 PUT 07.02.25 BP 62,00 CME	USD	1250	07/02/2025	Short Put	-22	0.0050	0.1473	3,932	0.03	2,645,757
USD	F FX JPY/USD 2PM 03.25 CALL 07.02.25 BP 66,25 CME	USD	1250	07/02/2025	Short Call	-22	0.0500	0.1373	3,665	-0.08	2,645,757
USD	F FX JPY/USD W 03.25 CALL 14.02.25 BP 67,00 CME	USD	1250	14/02/2025	Short Call	-21	0.0500	0.1473	3,753	-0.07	2,525,495
USD	F FX JPY/USD W 03.25 PUT 14.02.25 BP 62,50 CME	USD	1250	14/02/2025	Short Put	-21	0.0100	0.1273	3,243	0.04	2,525,495
USD	F FX JPY/USD W 03.25 PUT 21.02.25 BP 62,50 CME	USD	1250	21/02/2025	Short Put	-22	0.0100	0.1073	2,837	0.04	2,645,757
USD	F FX JPY/USD W 03.25 CALL 21.02.25 BP 66,25 CME	USD	1250	21/02/2025	Short Call	-22	0.1900	0.1573	4,160	-0.20	2,645,757
USD	F FX JPY/USD W 03.25 PUT 28.02.25 BP 63,50 CME	USD	1250	28/02/2025	Short Put	-23	0.1400	0.1273	3,508	0.20	2,766,019
USD	F FX JPY/USD W 03.25 CALL 28.02.25 BP 67,50 CME	USD	1250	28/02/2025	Short Call	-23	0.0900	0.1573	4,335	-0.10	2,766,019
<b>Total</b>									<b>29,434</b>	<b>-0.02</b>	<b>21,166,057</b>
USD	F FX AUD/USD 2PM 03.25 PUT 07.02.25 BP 60,25 CME	USD	1000	07/02/2025	Short Put	-25	0.0050	0.1366	3,292	0.03	2,405,234
USD	F FX AUD/USD 2PM 03.25 CALL 07.02.25 BP 64,50 CME	USD	1000	07/02/2025	Short Call	-25	0.0050	0.1266	3,051	-0.02	2,405,234
USD	F FX AUD/USD W 03.25 CALL 14.02.25 BP 64,00 CME	USD	1000	14/02/2025	Short Call	-25	0.0400	0.1166	2,831	-0.06	2,405,234
USD	F FX AUD/USD W 03.25 PUT 14.02.25 BP 59,75 CME	USD	1000	14/02/2025	Short Put	-25	0.0150	0.1566	3,803	0.04	2,405,234
USD	F FX AUD/USD W 03.25 CALL 21.02.25 BP 64,50 CME	USD	1000	21/02/2025	Short Call	-25	0.0350	0.1266	3,043	-0.06	2,405,234
USD	F FX AUD/USD W 03.25 PUT 21.02.25 BP 60,50 CME	USD	1000	21/02/2025	Short Put	-25	0.0800	0.1666	4,004	0.15	2,405,234
USD	F FX AUD/USD W 03.25 PUT 28.02.25 BP 60,50 CME	USD	1000	28/02/2025	Short Put	-26	0.1200	0.1366	3,407	0.17	2,501,443
USD	F FX AUD/USD W 03.25 CALL 28.02.25 BP 64,50 CME	USD	1000	28/02/2025	Short Call	-26	0.0600	0.1066	2,658	-0.08	2,501,443
<b>Total</b>									<b>26,090</b>	<b>0.02</b>	<b>19,434,289</b>

# Portfolio Allocation - Options

7orca Vega INCOME I (31/01/2025)

Basis	Name	CCY	Size	Maturity	Call/Put	Nominal	Price	Cost	Premium	Delta Pos.	Nom.Exp.
USD	FUTURE FX CAD/USD 03.25 PUT 07.02.25 BP 68,00 CME	USD	1000	07/02/2025	Short Put	-25	0.1200	0.1066	2,587	0.20	2,405,234
USD	FUTURE FX CAD/USD 03.25 CALL 07.02.25 BP 71,00 CME	USD	1000	07/02/2025	Short Call	-25	0.0100	0.0966	2,344	-0.04	2,405,234
USD	FUT FX CAD/USD W 03.25 PUT 14.02.25 BP 67,75 CME	USD	1000	14/02/2025	Short Put	-25	0.1400	0.1066	2,587	0.20	2,405,234
USD	FUT FX CAD/USD W 03.25 CALL 14.02.25 BP 71,25 CME	USD	1000	14/02/2025	Short Call	-25	0.0100	0.0866	2,101	-0.09	2,405,234
USD	FUT FX CAD/USD W 03.25 CALL 21.02.25 BP 71,25 CME	USD	1000	21/02/2025	Short Call	-25	0.0150	0.0966	2,322	-0.05	2,405,234
USD	FUT FX CAD/USD W 03.25 PUT 21.02.25 BP 67,75 CME	USD	1000	21/02/2025	Short Put	-25	0.1800	0.1366	3,284	0.22	2,405,234
USD	FUT FX CAD/USD W 03.25 PUT 28.02.25 BP 67,50 CME	USD	1000	28/02/2025	Short Put	-26	0.1700	0.1266	3,155	0.21	2,501,443
USD	FUT FX CAD/USD W 03.25 CALL 28.02.25 BP 71,00 CME	USD	1000	28/02/2025	Short Call	-26	0.0500	0.0966	2,407	-0.09	2,501,443
<b>Total</b>									<b>20,789</b>	<b>0.07</b>	<b>19,434,289</b>

# Portfolio Allocation - Futures

7orca Vega INCOME I (31/01/2025)

Basis	Name	CCY	Size	Maturity	Nominal	Price	Cost	Exposure
USD	FUTURE CROSS RATE EUR/USD 17.03.25 CME	USD	125000	17/03/2025	2	1.0417	1.0525	250,553
<b>Total</b>								<b>250,553</b>


# Contacts

---

7orca Asset Management AG  
Am Sandtorkai 77  
20457 Hamburg, Germany  
[www.7orca.com](http://www.7orca.com)  
Phone: +49 40 33 460 46 0

Tindaro Siragusano, CEO  
E-Mail: [tindaro.siragusano@7orca.com](mailto:tindaro.siragusano@7orca.com)  
Phone: +49 40 33 460 46 10

Sven O. Müller, Head of Relationship Management  
E-Mail: [sven.mueller@7orca.com](mailto:sven.mueller@7orca.com)  
Phone: +49 40 33 460 46 13



# Disclaimer

---

1) The investment strategy presented in this document is aimed exclusively at professional investors according to the German Securities Trading Act (WpHG) and can only be implemented for such investors (typically in a fund structure). All assumptions, forecasts and information are based on the standardised set-up of the 7orca Vega Return strategy, which was implemented at average market costs. Further information on this standard investment process can be found in the Generic RfP, which is available from 7orca Asset Management AG upon request. Due to the different investor needs and situations as well as the resulting specific pricing, further individual costs for administration and custody are not taken into account. However, 7orca Asset Management AG will be pleased to provide you with a specific offer that reflects your individual requirements and conditions. Past performance is not a reliable indicator of future results. All information in this document has been compiled to the best of our knowledge based on the data available to us. However, no civil liability can be assumed in this respect. References to specific financial instruments are purely exemplary and should under no circumstances be construed as recommendations in the sense of investment advice. A publication of 7orca Asset Management AG.

2) Source: Universal-Investment-Gesellschaft mbH. 7orca Vega Income investment fund, share class I. Past performance is not a reliable indicator of future results. The BVI method is used to determine the performance (not including front-end loads). The performance shown is the isolated performance (carve-out) of the option strategy on bond indices and currencies of the 7orca Vega Return investment fund, share class I, until 21.07.2019. This is therefore an extract of the 7orca Vega Return, which was launched on 04.12.2017. From 22.07.2019 to the reporting date, the real performance of the 7orca Vega Income investment fund, share class I, is shown. In addition, the investment result may be reduced by the individual deposit costs accrued.

3) This marketing communication is aimed at professional investors according to the German Securities Trading Act (WpHG) and is not suitable for private clients. This communication has been prepared to the best of our knowledge and based on the data available to us. However, no civil liability can be assumed in this respect. The sole basis for the acquisition of shares is the respective sales documents (key investor information, sales prospectus, annual and semi-annual report). The sales documents are available free of charge from 7orca Asset Management AG, the depository or from Universal-Investment-Gesellschaft mbH at [www.universal-investment.com](http://www.universal-investment.com). A publication of 7orca Asset Management AG.

DJ EuroStoxx 50 Index © 2022 STOXX Limited. All rights reserved. The name and content herein are the copyright of STOXX Limited and/or its content providers. Their accuracy, completeness or validity cannot be guaranteed. Hang Seng Index © 2022 Hang Seng Indexes Company Limited. All rights reserved. The name and content herein are the copyright of Hang Seng Indexes Company Limited and/or its content providers. Their accuracy, completeness or validity cannot be guaranteed. S&P500 index © 2022 Standard Poor's Cooperation. All rights reserved. The name and content herein is the copyright of Standard Poor's Corporation and/or its content providers. Their accuracy, completeness or validity cannot be guaranteed. Nikkei225 Index © 2022 Index Business Office, Nikkei Inc All rights reserved. The name and content are the copyright of Index Business Office, Nikkei Inc and/or its content providers. Their accuracy, completeness or validity cannot be guaranteed. SMI Index © 2022 SIX Group Ltd All rights reserved. The name and content are the copyright of SIX Group Ltd and/or its content providers. Their accuracy, completeness or validity cannot be guaranteed.

7orcaAsset Management AG as of 05/02/2025